

EELE 250: Circuits, Devices, and Motors

Lecture 13

Assignment Reminder

- Read 5.1 – 5.4 AND 5.5-5.6
- Practice problems:
 - P5.23, P5.24, P5.35, P5.37
 - P5.42, P5.44, P5.47, P5.49, P5.57
- D2L Quiz #6 by 11AM on Monday 10 Oct.
- REMINDER: Lab #3 report is due and Lab #4 will be performed this week—be sure to do the pre-lab assignment calculations!
- Exam #2: in class on Monday 17 Oct.

A few impedance questions...

- An inductor of value 0.5 henry is used in a circuit driven by a source $v(t) = V_m \cdot \cos(200t)$.

The impedance of the inductor is:

- (a) $j(50/\pi)$ ohms
- (b) $j(100/\pi)$ ohms
- (c) $j100$ ohms
- (d) $j200$ ohms
- (e) none of the above

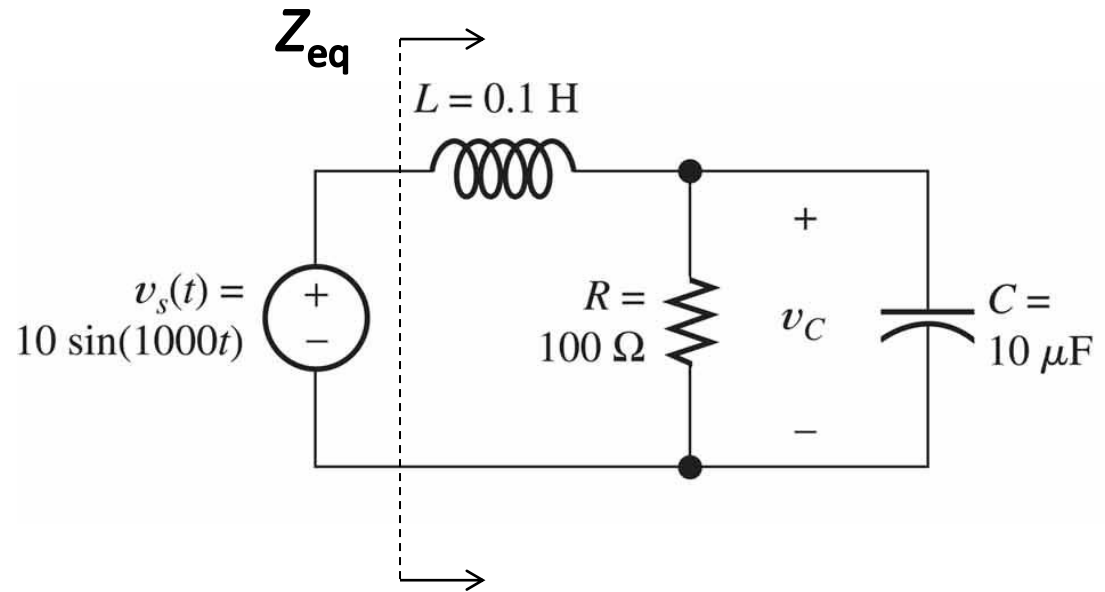
A few impedance questions...

- A 10 μF capacitor is used in an AC steady-state circuit. At what radian frequency is the magnitude of its impedance equal to $250\ \Omega$?
 - (a) 10 rad/sec
 - (b) 400 rad/sec
 - (c) 250 rad/sec
 - (d) 250π rad/sec
 - (e) 800π rad/sec

A few impedance questions...

- What is the equivalent impedance of the network “seen” by the source?

- (a) 100Ω
- (b) $j100 \Omega$
- (c) $100 + j100 \Omega$
- (d) 150Ω
- (e) $50 + j50 \Omega$



Power in AC Circuits

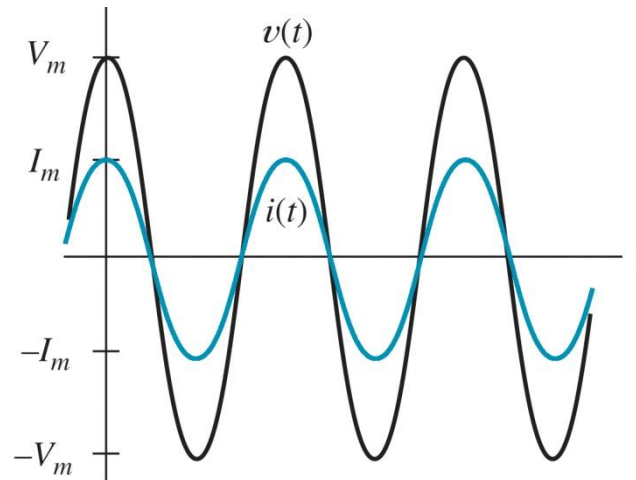
- Power is the rate at which energy is used.
- watts = joules/second
- volts x amps =
(joules/coulomb)x(coulomb/sec)=watts

Resistive Load

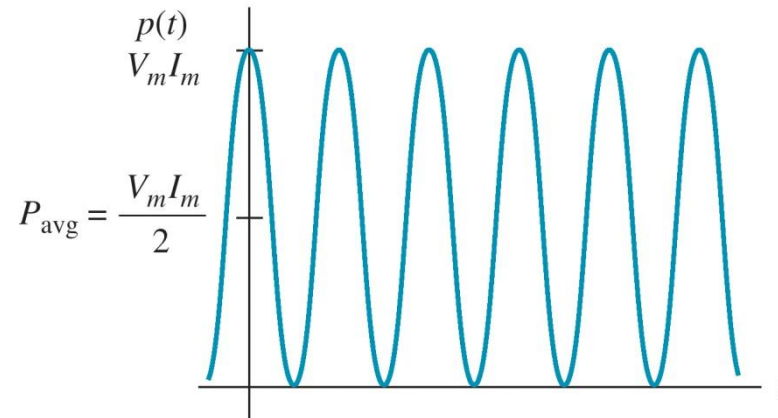
- Let $v(t) = V_m \cdot \cos(\omega t)$
- For a resistor, $V=IR$, so $i(t) = I_m \cdot \cos(\omega t)$
 $(I_m = V_m/R)$
- $p(t) = v(t) \cdot i(t) = V_m \cdot I_m \cdot \cos^2(\omega t)$
- Note that v and I are *in phase* and $p(t) \geq 0$

Resistive Load (cont.)

Current and voltage are in phase



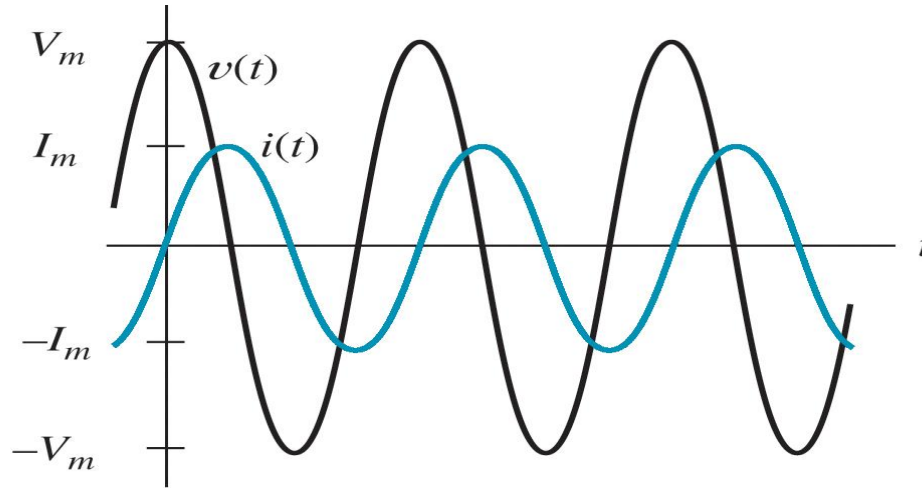
Power is always non-negative



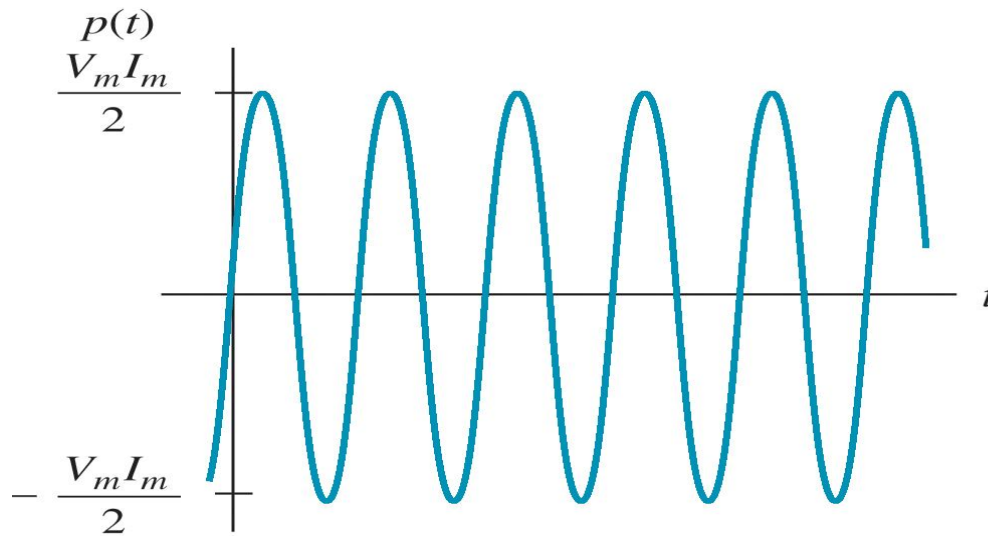
Inductive Load

- Let $v(t) = V_m \cdot \cos(\omega t)$ $\mathbf{V} = V_m \angle 0^\circ$
- For an inductor, $\mathbf{Z} = j \omega L = \omega L \angle 90^\circ$
- $\mathbf{I} = \mathbf{V}/\mathbf{Z} = (V_m/\omega L) \angle -90^\circ$
- $i(t) = I_m \cdot \cos(\omega t - 90^\circ) = I_m \cdot \sin(\omega t)$
($I_m = V_m / \omega L$)
- $p(t) = v(t) \cdot i(t) = V_m \cdot I_m \cdot \cos(\omega t) \cdot \sin(\omega t)$
- Note that v and i are *out of phase* and $p(t)$ is both positive and negative

Inductive Load (cont.)



Current *lags*
voltage

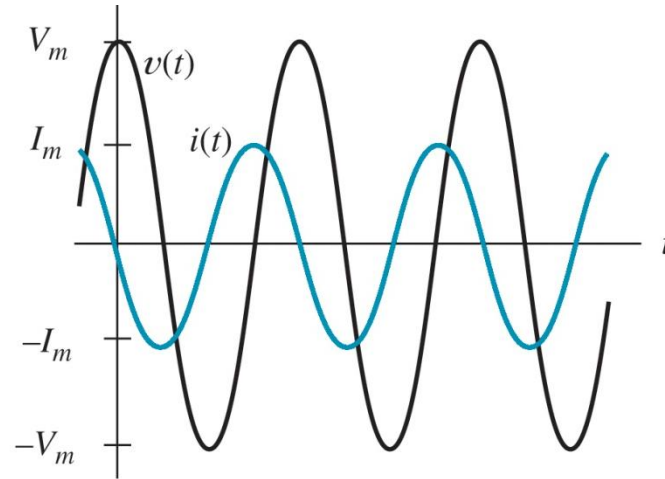


Power is positive
and negative

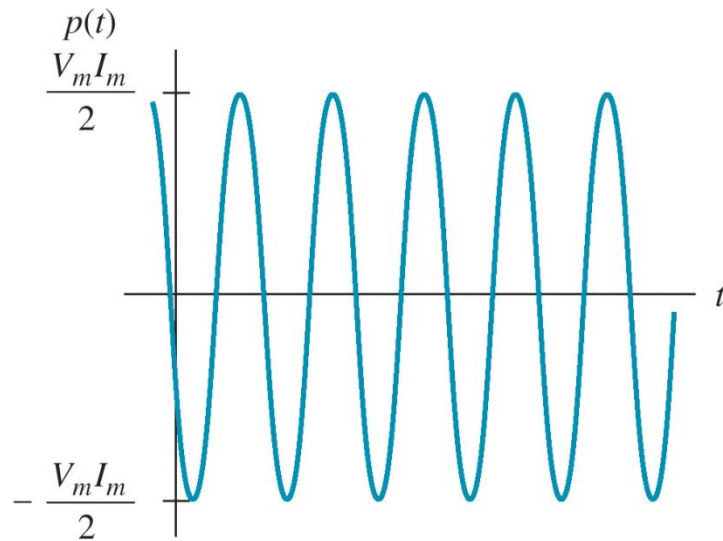
Capacitive Load

- Let $v(t) = V_m \cdot \cos(\omega t)$ $\mathbf{V} = V_m \angle 0^\circ$
- For a capacitor, $\mathbf{Z} = 1/(j\omega C) = 1/(\omega C) \angle -90^\circ$
- $\mathbf{I} = \mathbf{V}/\mathbf{Z} = (V_m \omega C) \angle 90^\circ$
- $i(t) = I_m \cdot \cos(\omega t + 90^\circ) = -I_m \cdot \sin(\omega t)$
 $(I_m = V_m \omega C)$
- $p(t) = v(t) \cdot i(t) = -V_m \cdot I_m \cdot \cos(\omega t) \cdot \sin(\omega t)$
- Note that v and i are *out of phase* and $p(t)$ is both positive and negative

Capacitive Load (cont.)



Current *leads*
voltage



Power is positive
and negative

Power for general RLC load

- In general, let

$$v(t) = V_m \cdot \cos(\omega t) \quad \text{and} \quad i(t) = I_m \cdot \cos(\omega t - \theta)$$

- And thus $p(t) = V_m I_m \cdot \cos(\omega t) \cos(\omega t - \theta)$

which can be re-written as

$$p(t) = (1/2)V_m I_m \cdot \cos(\theta)[1 + \cos(2\omega t)] \\ + (1/2) V_m I_m \cdot \sin(\theta)\sin(2\omega t)$$

- The *average* power: $P = (1/2)V_m I_m \cdot \cos(\theta)$

Power for general RLC load (cont.)

- $P = (1/2)V_m I_m \cdot \cos(\theta)$ can be written as

$$P = V_{rms} I_{rms} \cdot \cos(\theta),$$

since for sinusoids rms = amplitude / sqrt(2)

- Recall that θ is the angle by which the current lags the voltage: $\theta_v - \theta_i$

$$v \rightarrow \cos(\omega t) \quad i \rightarrow \cos(\omega t - \theta)$$

- $\cos(\theta)$ is called the *power factor*.

Reactive Power and Power Factor

- The power factor gives an indication of average power delivery to the load.
- For a resistive load, $\theta = 0$, so $\cos(\theta) = 1$
- For a purely capacitive or inductive load, $\theta = \pm 90^\circ$, so $\cos(\theta) = 0$
- The power that flows in and out of a load is called the *reactive power*, Q .

$$Q = V_{rms} I_{rms} \cdot \sin(\theta),$$