

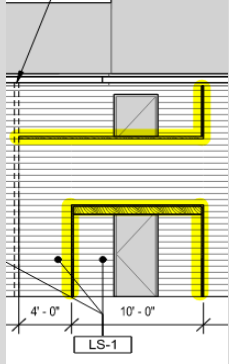
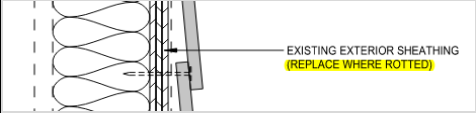
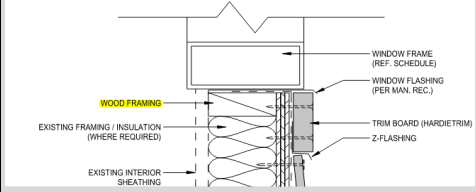
QUESTION SET: #01

PROJECT: **MSU Paisley Court Exterior Refurbishment**
 ARCHITECT: A&E Design/Montana State University
 CONTACT: Donny Beebe (MSU)
 DATE: December 13, 2024
 RESPONSE NEEDED BY: December 20, 2024

Question Number	Division	Description	Drawing(s) / Page(s)	Detail(s)	Question	Answer																								
1	2	3	4	5	6	7																								
1	N/A	MISSING SHEET D2.2 'ROOF DEMOLITION PLAN'	G0.1	D2.2	<p>Per sheet G0.1, sheet D2.2 'ROOF DEMOLITION PLAN' is listed in the table of contents (architectural drawings) but is not included in the drawing package issuance. Please advise if this sheet will be issued or the table of contents will be revised to remove this sheet from the list.</p> <div style="border: 1px solid black; padding: 5px;"> <p style="text-align: center;">ARCHITECTURAL DRAWINGS</p> <hr/> <table style="width: 100%; border-collapse: collapse;"> <thead> <tr> <th style="text-align: left;">SHEET NO.</th> <th style="text-align: left;">SHEET NAME</th> </tr> </thead> <tbody> <tr><td>G0.0</td><td>COVER SHEET</td></tr> <tr><td>G0.1</td><td>GENERAL INFORMATION</td></tr> <tr><td>D2.1</td><td>LEVEL 1 DEMOLITION PLAN</td></tr> <tr style="background-color: yellow;"><td>D2.2</td><td>ROOF DEMOLITION PLAN</td></tr> <tr><td>A1.1</td><td>SITE PLAN</td></tr> <tr><td>A2.1</td><td>LEVEL 1 FLOOR PLAN</td></tr> <tr><td>A4.1</td><td>EXTERIOR ELEVATIONS</td></tr> <tr><td>A8.1</td><td>SCHEDULES</td></tr> <tr><td>A8.2</td><td>DETAILS</td></tr> <tr><td>A4.2</td><td>EXTERIOR ELEVATIONS</td></tr> <tr><td>A2.2</td><td>ROOF PLAN</td></tr> </tbody> </table> </div>	SHEET NO.	SHEET NAME	G0.0	COVER SHEET	G0.1	GENERAL INFORMATION	D2.1	LEVEL 1 DEMOLITION PLAN	D2.2	ROOF DEMOLITION PLAN	A1.1	SITE PLAN	A2.1	LEVEL 1 FLOOR PLAN	A4.1	EXTERIOR ELEVATIONS	A8.1	SCHEDULES	A8.2	DETAILS	A4.2	EXTERIOR ELEVATIONS	A2.2	ROOF PLAN	Sheet D2.2
SHEET NO.	SHEET NAME																													
G0.0	COVER SHEET																													
G0.1	GENERAL INFORMATION																													
D2.1	LEVEL 1 DEMOLITION PLAN																													
D2.2	ROOF DEMOLITION PLAN																													
A1.1	SITE PLAN																													
A2.1	LEVEL 1 FLOOR PLAN																													
A4.1	EXTERIOR ELEVATIONS																													
A8.1	SCHEDULES																													
A8.2	DETAILS																													
A4.2	EXTERIOR ELEVATIONS																													
A2.2	ROOF PLAN																													
2	N/A	REQUESTED RCP PLAN	G0.1	SP-1 on sheets A4.1 & A4.2	Per sheets A4.1 & A4.2, Hardie soffit panel type (SP-1) is called out in the general notes. Please provide RCP plan to clearly indicate extent of scope for SP-1.	See RCP in Addendum																								
3	N/A	ROOF SHINGLE SPECIFICATION CLARIFICATION	G0.1	Alternate #1	<p>Per sheet G0.1, alternate #1 indicates existing roof shingle removal and replacement. Please provide basis of design, product, or specification for roof shingles desired.</p> <div style="border: 1px solid black; padding: 5px;"> <p style="text-align: center;">ALTERNATES</p> <hr/> <p style="font-size: small; margin: 0;">BASE BID: REMOVE EXISTING DRIP EDGE FLASHING AND PROVIDE NEW FLASHING TUCKED UNDER EXISTING ROOFING AND FACE-ATTACHED THROUGH FASCIA PANEL.</p> <p style="font-size: small; margin: 0;">ALTERNATE #1: REMOVE 3" OF SHINGLES ALONG ALL ROOF EDGES TO ALLOW FOR INSTALLATION OF NEW DRIP EDGE FLASHING AND NEW UNDERLAYMENT. UNDERLAYMENT TO LAP OVER EXISTING UNDERLAYMENT. CONFIRM EXISTING IN FIELD. PROVIDE NEW SHINGLES TO MATCH EXISTING.</p> </div>	Match existing - VIF. Specification provided.																								
4	N/A	OCCUPIED BUILDING CONFIRMATION	G.01	N/A	Per sheet G0.1, it is notes that tenants will occupy the buildings during construction. Please confirm that tenants will be responsible for moving furnishings at or around windows for demolition/installation purposes.	Confirmed																								
5	N/A	SUSTAINABILITY NOTE 10 CONFIRMATION	G0.1	SUSTAINABILITY NOTE 10	<p>Per sheet G0.1, sustainability note 10 references requirements for cast-in-place concrete. Please confirm cast-in-place concrete is not included in the scope and note 10 omitted.</p> <div style="border: 1px solid black; padding: 5px;"> <p style="font-size: small; margin: 0;">10. CAST-IN-PLACE CONCRETE. PROVIDE STEEL REINFORCING MATERIALS WITH MINIMUM 25% RECYCLED CONTENT. PROVIDE AGGREGATE AND CEMENT EXTRACTED AND/OR MANUFACTURED WITHIN 500 MILES OF PROJECT SITE.</p> </div>	Confirmed																								
6	N/A	SUSTAINABILITY NOTE 11 CONFIRMATION	G0.1	SUSTAINABILITY NOTE 11	<p>Per sheet G0.1, sustainability note 11 references requirements for unit masonry. Please confirm unit masonry is not included in the scope and note 11 omitted.</p> <div style="border: 1px solid black; padding: 5px;"> <p style="font-size: small; margin: 0;">11. UNIT MASONRY. PROVIDE BRICK, BLOCK, AGGREGATE, CEMENT, MORTAR, AND LIME EXTRACTED AND/OR MANUFACTURED WITHIN 500 MILES OF PROJECT SITE.</p> </div>	Confirmed																								

7	N/A	SUSTAINABILITY NOTE 12 CONFIRMATION	G0.1	SUSTAINABILITY NOTE 12	Per sheet G0.1, sustainability note 12 references requirements for structural steel, steel decking, formed metal framing, metal toilet compartments, and formed metal wall and roof panels. Please confirm structural steel, steel decking, formed metal framing, metal toilet compartments, and formed metal wall and roof panels are not included in the scope and note 12 omitted. 12. STRUCTURAL STEEL, STEEL DECKING, FORMED METAL FRAMING, METAL TOILET COMPARTMENTS, AND FORMED METAL WALL AND ROOF PANELS. PROVIDE MATERIALS WITH POST-CONSUMER RECYCLED CONTENT PLUS ONE-HALF OF PRE-CONSUMER RECYCLED CONTENT NOT LESS THAN 25%.	Confirmed
8	N/A	SUSTAINABILITY NOTE 14 CONFIRMATION	G0.1	SUSTAINABILITY NOTE 14	Per sheet G0.1, sustainability note 14 references requirements for aluminum entrance and window systems. Please confirm aluminum entrance and window systems are not included in the scope and note 14 omitted. 14. ALUMINUM ENTRANCE AND WINDOW SYSTEMS. PROVIDE ALUMINUM MATERIALS WITH POST-CONSUMER RECYCLED CONTENT PLUS ONE-HALF OF PRE-CONSUMER RECYCLED CONTENT NOT LESS THAN 50%.	Confirmed
9	N/A	SUSTAINABILITY NOTE 15 CONFIRMATION	G0.1	SUSTAINABILITY NOTE 15	Per sheet G0.1, sustainability note 15 references requirements for gypsum board wall panels. Please confirm gypsum board wall panels are not included in the scope and note 15 omitted. 15. PROVIDE GYPSUM BOARD WALL PANELS MANUFACTURED WITHIN 500 MILES OF THE PROJECT SITE.	Confirmed
10	N/A	SUSTAINABILITY NOTE 16 CONFIRMATION	G0.1	SUSTAINABILITY NOTE 16	Per sheet G0.1, sustainability note 16 references requirements for resilient hard surface flooring materials and adhesives. Please confirm resilient hard surface flooring materials and adhesives are not included in the scope and note 16 omitted. 16. RESILIENT HARD SURFACE FLOORING MATERIALS AND THEIR ADHESIVES SHALL BE FLOORSCORE CERTIFIED.	Confirmed
11	N/A	SUSTAINABILITY NOTE 17 CONFIRMATION	G0.1	SUSTAINABILITY NOTE 17	Per sheet G0.1, sustainability note 17 references requirements for plumbing fixtures. Please confirm unit masonry is not included in the scope and note 17 omitted. 17. PLUMBING FIXTURES SHALL BE WATERSENSE CERTIFIED.	Confirmed
12	N/A	EXISTING LIGHT FIXTURE CLARIFICATION	D2.1	DEMOLITION LEGEND	Per sheet D2.1, the demolition legend indicates light fixtures to be removed but are not shown on the plan view. Please provide updated plan(s) indicating locations of wall/ceiling mounted light fixtures to be removed/re-installed for new siding/soffit panels. 	Light fixtures to be removed and reinstalled as required.
13	N/A	DEMOLITION NOTE 6 CLARIFICATION	D2.1	DEMOLITION NOTE 6	Per sheet D2.1, demolition note 6 indicates contaminated, vermin infested, and dangerous materials to be removed from site. Please indicate known locations where these conditions exist. 6. REMOVE FROM SITE ANY CONTAMINATED, VERMIN INFESTED, OR DANGEROUS MATERIALS ENCOUNTERED AND DISPOSE OF BY SAFE MEANS SO AS NOT TO ENDANGER HEALTH OF WORKERS AND PUBLIC.	If encountered, not expected.
14	N/A	DEMOLITION NOTE 13 & 14 CONFIRMATION	D2.1	DEMOLITION NOTE 13 & 14	Per sheet D2.1, demolition note 13 and 14 references requirements for cutting/breaking of existing concrete and masonry. Please confirm cutting/breaking of existing concrete and masonry are not included in the scope and note 13 and 14 omitted. 13. PERFORM CUTTING OF EXISTING CONCRETE AND MASONRY WITH SAWS AND CORE DRILLS. DO NOT USE JACK-HAMMERS EXCEPT WHERE PERMITTED BY OWNER. 14. BREAK CONCRETE AND MASONRY INTO SECTIONS LESS THAN 3 FEET IN ANY DIMENSION.	Confirmed
15	N/A	DEMOLITION NOTE 17 CLARIFICATION	D2.1	DEMOLITION NOTE 17	Per sheet D2.1, demolition note 17 references engineering drawings for mechanical including demo and protection. No mechanical sheets were provided in the drawing package issuance. Please advise if demolition note 17 is to be omitted or new mechanical sheets indicating demolition/protection will be issued. 17. SEE ENGINEERING DRAWINGS FOR DUCTWORK, DIFFUSER, PLENUM BOX, ETC. DEMOLITION AND/OR PROTECTION. COORDINATE WITH MECHANICAL ENGINEER.	17 is omitted.

16	N/A	DEMOLITION NOTE 18 CLARIFICATION	D2.1	DEMOLITION NOTE 18	<p>Per sheet D2.1, demolition note 18 references for fire alarm and fire safety. No fire alarm sheets were provided in the drawing package issuance. Please confirm that all existing fire alarm and fire safety systems are existing and any disabled, expired, or damaged systems are not the responsibility of the Contractor and will be verified prior to the start of construction by Owner. Please confirm Contractor will not be responsible for updating any existing fire alarm or fire safety systems up to current code requirements. Please revise note to clarify.</p> <p>18. FIRE SAFETY MUST BE MAINTAINED FOR ALL PERSONNEL WORKING ON THE FLOOR. ALL FIRE STAIRS, ALARMS, SPEAKERS, ETC. MUST REMAIN ACCESSIBLE AND OPERABLE AT ALL TIMES. CONTRACTOR SHALL MAKE NECESSARY PROVISIONS TO PROTECT THIS EQUIPMENT. IMMEDIATELY NOTIFY BUILDING SECURITY AND BUILDING MANAGER OF DAMAGED OR DISABLED SYSTEMS AND REPAIR OR REPLACE DAMAGED SYSTEMS IMMEDIATELY. RELOCATION OF SMOKE DETECTORS, PUBLIC ADDRESS SPEAKERS AND FIRE ALARM EQUIPMENT, NECESSITATED BY NEW CONSTRUCTION, SHALL BE ACCOMPLISHED AS A FIRST PRIORITY, AND PER THE PLANS.</p>	Existing fire alarm and fire safety systems are not part of scope but should be protected.
17	N/A	DEMOLITION NOTE 21 CONFIRMATION	D2.1	DEMOLITION NOTE 21	<p>Per sheet D2.1, demolition note 21 references patching and repair of existing fireproofing and rated assemblies. Please confirm there are no rated assemblies or fireproofing included in the scope and note 21 omitted.</p> <p>21. PROVIDE FOR FIRE PROOFING REPAIR AS REQUIRED AT STRUCTURAL STEEL. TO THE ORIGINAL RATING WHERE CONSTRUCTION TRADES REMOVE EXISTING FIRE PROOFING. REPAIR ANY DAMAGE OR PENETRATIONS IN RATED ASSEMBLIES TO CONFORM TO THEIR ORIGINAL LISTING REQUIREMENTS AND TO MAINTAIN FIRE PROTECTION AND SEPARATION AS ORIGINALLY DESIGNED.</p>	No fireproofing is in scope but should be aware of.
18	N/A	DEMOLITION NOTE 25 CONFIRMATION	D2.1	DEMOLITION NOTE 25	<p>Per sheet D2.1, demolition note 25 indicates investigation for concealed piping not documented in the contract drawings. No existing piping is documented in the contact drawings. Additionally, this note indicates wall bases, wall framing, batt insulation and gypsum board. This information is conflicting with key note A on the same page. Conduits and receptacles to be demoed reference a electrical demolition plan. No electrical demolition plan was provided in the drawing package issuance. Please confirm demolition note 26 will be omitted.</p> <p>25. PRIOR TO DEMOLITION, INVESTIGATE WALLS FOR CONCEALED PIPING AND INFORM OWNER/ARCHITECT OF ANY CONDITION NOT DOCUMENTED IN CONTRACT DRAWINGS. DEMO DESIGNATED WALL BASES, WALL FRAMING, BATT INSULATION AND GYPSUM BOARD. DEMO CONDUITS AND RECEPTACLES. REFERENCE ELECTRICAL DEMO PLAN FOR ADDITIONAL INFORMATION.</p>	No MEP is part of scope but should be aware of.
19	N/A	DEMOLITION NOTE 26 CLARIFICATION	D2.1	DEMOLITION NOTE 26	<p>Per sheet D2.1, demolition note 26 indicates all existing directional signage to be removed. Please confirm that all existing building signage is to be removed, salvaged, and re-installed.</p> <p>26. ALL EXISTING DIRECTIONAL SIGNAGE TO BE REMOVED UNLESS NOTED OTHERWISE.</p>	Confirmed.
20	N/A	DEMOLITION NOTE 27 CONFIRMATION	D2.1	DEMOLITION NOTE 27	<p>Per sheet D2.1, demolition note 27 indicates requirements for flooring demolition. Please confirm there is no flooring demolition included in the scope and note 27 omitted.</p> <p>27. WHERE NOTED, REMOVE FLOORING DOWN TO TOP OF CONC. SLAB, INCLUDING ADHESIVES, TRANSITION STRIPS, AND OTHER ASSOCIATED ELEMENTS, TYP. UNLESS NOTED OTHERWISE. PREPARE REMAINING SURFACES TO RECEIVE NEW FINISHES.</p>	Confirmed.
21	N/A	ELEVATION NOTE 1 CONFIRMATION	A4.1 / A4.2	ELEVATION NOTE 1	<p>Per sheet A4.1 and A4.2, elevation note 1 references to structural, mechanical, and electrical drawings for additional information. No structural, mechanical, or electrical sheets were issued in the drawing package issuance. Please advise and/or confirm there are no structural, mechanical, or electrical drawings included in the scope and note 1 omitted.</p> <p>1. REFER TO STRUCTURAL, MECHANICAL, AND ELECTRICAL DRAWINGS FOR ADDITIONAL INFORMATION. ALL INFORMATION REGARDING EXISTING CONDITIONS IS BASED UPON OWNER-SUPPLIED DOCUMENTS AND MAY NOT PRECISELY REFLECT FIELD CONDITIONS.</p>	Confirmed.
22	N/A	ELEVATION NOTE 5 CONFIRMATION	A4.1 / A4.2	ELEVATION NOTE 5	<p>Per sheet A4.1 and A4.2, elevation note 5 references backing for millwork, grab bars, and wall mounted equipment or accessories. Please confirm there are no backing requirements included in the scope and note 5 omitted.</p> <p>5. PROVIDE ALL BACKING FOR MILLWORK, GRAB BARS, AND ANY AND ALL WALL MOUNTED EQUIPMENT OR ACCESSORIES; COORDINATE LOCATIONS.</p>	Confirmed.
23	N/A	ELEVATION NOTE 8 CONFIRMATION	A4.1 / A4.2	ELEVATION NOTE 8	<p>Per sheet A4.1 and A4.2, elevation note 8 references requirements for a smooth and level finish floor. Please confirm that all flooring is not included in scope and note 8 omitted.</p> <p>8. PROVIDE A SMOOTH AND LEVEL FINISH FLOOR, TYP. PATCH AND REPAIR ALL INCONSISTENCIES IN FLOOR ELEVATIONS.</p>	Confirmed.

24	N/A	ELEVATION NOTE 11 & 12 CONFIRMATION	A4.1 / A4.2	ELEVATION NOTE 11 & 12	<p>Per sheet A4.1 and A4.2, elevation notes 11 and 12 reference requirements for door and frame scopes. Please confirm that all door and frames are not included in scope and note 11 and 12 omitted.</p> <p>11. REFER TO DOOR AND FRAME SCHEDULE FOR DOORS REQUIRING ADA ACCESS CONTROL. 12. LOCATE THE HINGE SIDE JAMB OF DOORS 4" FROM ADJACENT PERPENDICULAR WALL, UNLESS NOTED OTHERWISE.</p>	Confirmed
25	N/A	ELEVATION NOTE 14 CONFIRMATION	A4.1 / A4.2	ELEVATION NOTE 14	<p>Per sheet A4.1 and A4.2, elevation note 14 references specifications for code required signage. No specification was provided for code required signage. Please confirm all signage is existing and not included in scope and note 14 omitted.</p> <p>14. REFER TO SPECIFICATIONS FOR CODE REQUIRED SIGNAGE. PROVIDE ADDITIONAL SIGNAGE AS MAY BE REQUIRED BY REQUEST OF THE FIRE MARSHAL AND/OR BUILDING CODE OFFICIAL.</p>	Confirmed
26	N/A	ROUGH CARPENTRY CLARIFICATION	A4.1 / A4.2	BUILDING ELEVATIONS	<p>Per sheet A4.1 and A4.2, please confirm that wood trim locations (typical) indicated to receive PT-1 are existing wood members and not intended to be demoed and replaced.</p> 	Wood trim to be removed and replaced where required to install siding, otherwise painted PT-1
27	N/A	EXISTING EXTERIOR SHEATHING CLARIFICATION	A9.2	TYPICAL DETAILS	<p>Per sheet A9.2, multiple typical details reference existing exterior sheathing to be replaced where rotted. Haselden proposes that Owner dictates set allowance for this work as extent of replacement required is unknown and not quantifiable.</p> 	Sheathing will be a unit price.
28	N/A	EXISTING WOOD BLOCKING CONFIRMATION	A9.2	TYPICAL DETAILS	<p>Per sheet A9.2, multiple typical details reference wood blocking and/or wood framing members. Please confirm that these are existing.</p> 	Confirmed, please see current uploaded set.

29	N/A	METAL CAP DIMENSION CLARIFICATION	A9.2	6 / A9.2	<p>Per detail 6 on sheet A9.2, a new metal cap is shown. Please provide wall assembly thickness or dimensioned profile of metal capping.</p> <p>6 LAP SIDING PARAPET DETAIL 3" = 1'-0"</p>	Varies, VIF
30	N/A	EAVE FLASHING AND GUTTER/DOWNSPOUT DIMENSION CLARIFICATION	A9.2	7 / A9.2	<p>Per detail 7 on sheet A9.2, please provide dimensions and profiles of new eave flashing. Per specification 076200 section 2.03.A and 2.03.B indicate gutters and downspouts to have a square profile. Please provide dimensions/sizing for the gutter and downspout.</p> <p>2.03 GUTTERS AND DOWNSPOUTS</p> <p>A. Gutters: SMACNA (ASMM) Square profile. B. Downspouts: Square profile.</p> <p>7 EAVE DETAIL (TYP) 3" = 1'-0"</p>	See Item C of specification.

31	N/A	RAILING DETAIL CLARIFICATION	A9.2	8 / A9.2	<p>Per detail 8 on sheet A9.2, a new 2x wood cap is shown at the lap siding rail detail. Please provide wall assembly thickness or dimensions for wood cap.</p> <p>8 LAP SIDING RAILING DETAIL (TYP) 3" = 1'-0"</p>	Varies, VIF
32	N/A	EXISTING TREE TRIMMING SERVICE CONFIRMATION	EXISTING SITE	N/A	<p>Please confirm that existing trees located on the site will be trimmed back by Owner prior to construction start to allow access for demo/replacement of exterior siding.</p>	Confirmed. Owner will coordinate.
33	N/A	INTERIOR SCOPE CLARIFICATION	D2.1	N/A	<p>Per sheet D2.1, interiors are indicated as not in scope. However, minor patching and painting is anticipated as a result of the existing window demolition and replacement. Haselden proposes that Owner dictates set allowance for this work as extent of scope is not exactly known.</p>	Allowance to be provided for gypsum patching and paint.