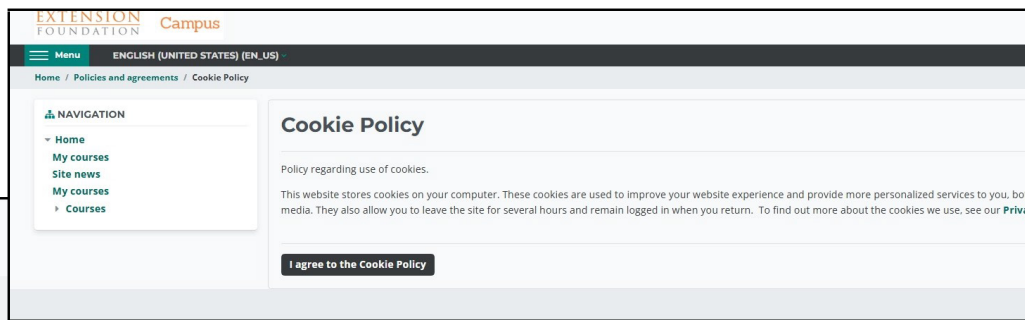


# eXtension Online Education Portal

## How Do I Create An Account?

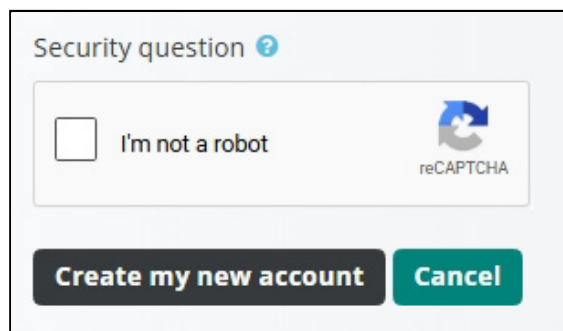
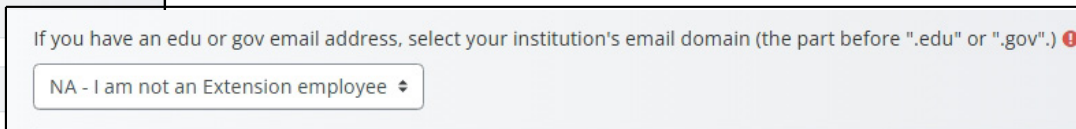
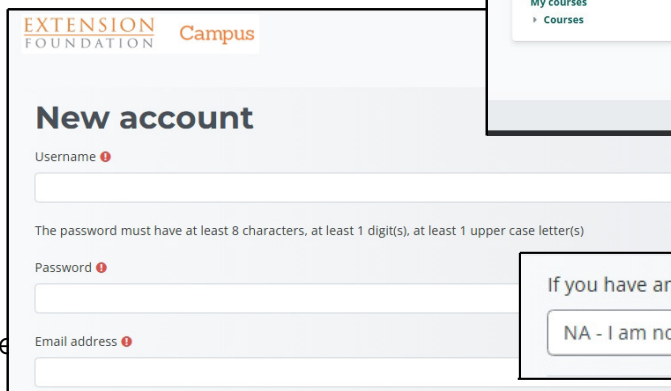
### Step 1

- Open your web browser to:  
<https://campus.extension.org/login/signup.php>
- Click "I agree to the Cookie Policy."



### Step 2

- Complete the New account form.
  - PLEASE use an email that's specific to YOU and not your position.
  - Select NA - I am not an Extension Employee" for the field: If you have an edu or gov email address, select your institution's email domain (the part before ".edu" or ".gov".)



### Step 3

- Click the "Create my new account" button.
- Check your email account for a confirmation email from eXtension Campus Help Desk.

### Step 4

IMPORTANT: Open the confirmation email and click on the confirmation link provided to confirm your account.

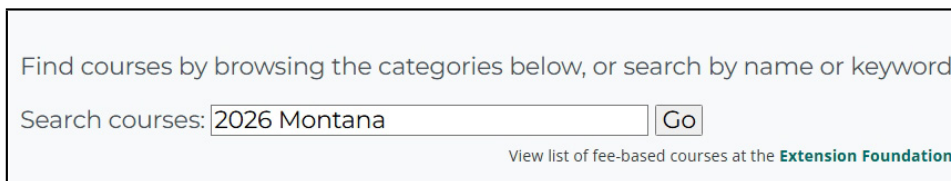
Help! I don't remember my login!

For any issues (no confirmation email, forgot user name or password), send an email to:

[campusadmin@extension.org](mailto:campusadmin@extension.org)

Include your name and the email address used to create the account.

How do I access the quizzes?



page, search "2026 Montana."

- Find the course title under Search results and click on it.
- If prompted, click the "Enroll me" button.

- Go to [campus.extension.org](https://campus.extension.org) and sign in to your account.
- In the "Search courses" bar in the middle of the

**Search results: 2**

[2026 Montana Municipal Institute](#)