

Patterns for Montana 4-H Horse Shows

This book of patterns, provided by the Montana State 4-H Horse Committee, has been made possible through the generous support of HorseShowPatterns.com, a company that has designed and customized over 1,000 patterns for judges, show managers and contestants worldwide. All patterns herein have been selected and customized by the State 4-H Horse Committee to comply with Montana 4-H assessment level requirements.

The patterns in this book are to be used solely and exclusively for Montana 4-H horse shows and for clinics sponsored by Montana 4-H. Patterns for uses other than Montana 4-H are available by subscription through HorseShowPatterns.com.

Tips for pattern users:

- These patterns are presented as ideas and options to consider for county and state 4-H horse shows in Montana. Use of these patterns is not required.
- Always check the pattern against the project assessment checklist found in horse project books to make sure it meets your expectations. The State 4-H Horse committee's goal was to develop patterns that meet and do not exceed assessment requirements for individual levels.
- Some of the 90 degree, 180 degree, 360 degree, etc. turns are not designated as hindquarter or forehand turns, so show management can designate what kind of turn they would like to be executed in the pattern or use the patterns as is and leave the decision up to the contestant or judge to choose.
- Unless otherwise indicated, lead changes are simple lead changes. Horsemanship Level 6, Colt to Maturity 5-Year-Olds, and Green Horse Level 4 can do flying lead changes.
- English Horsemanship riders Level 3 and up should ride the trot on the correct diagonal.
- In Hunter Hack patterns, only senior level exhibitors should hand gallop.
- There are pattern options for Colt to Maturity 2-Year-Olds and Green Horse Level 1, but show management may opt to just do rail work for this level.
- There are not specific patterns for English Colt to Maturity and Green Horse, but the existing Western patterns may be adapted to become English patterns with a change in terminology (change jog to trot, stop to halt, lope to canter, etc.).
- Ranch Horse patterns can be found in the Ranch Horse curriculum.

Thank you to the State 4-H Horse Committee for reviewing patterns and to Dr. David Denniston of HorseShowPatterns.com and his support of Montana 4-H that allows the Horse Committee to create a reference with his patterns for our state program!

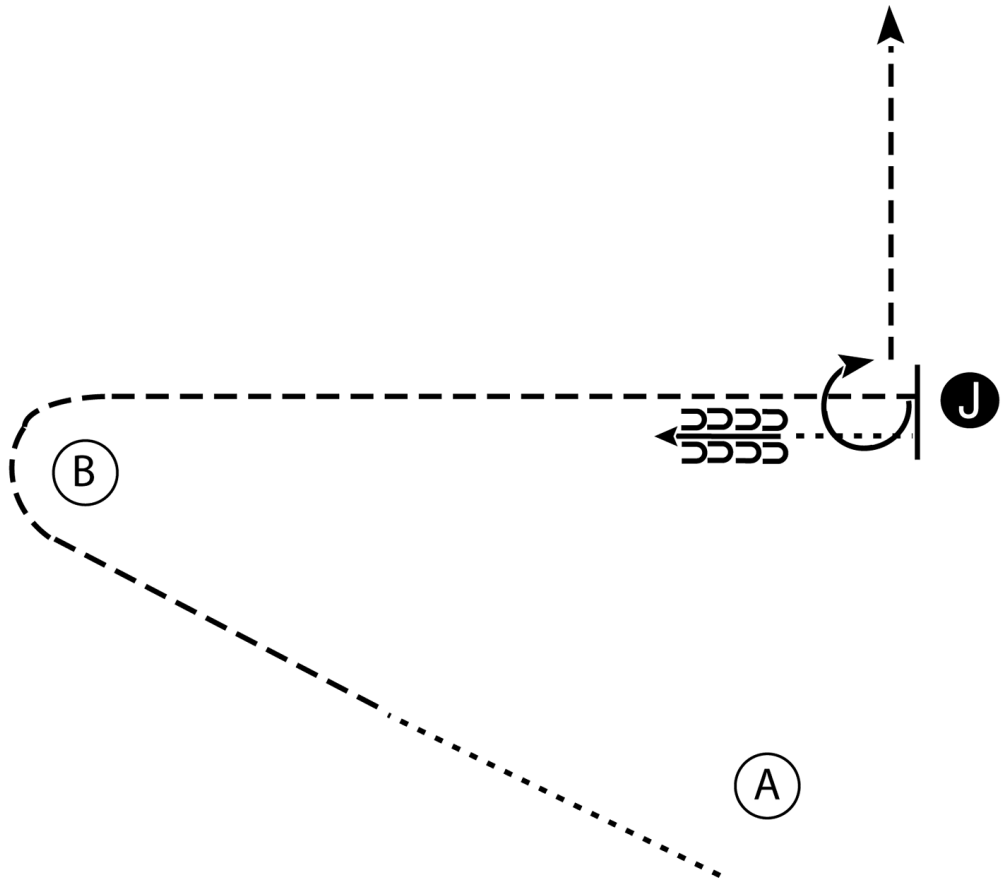
Montana State 4-H Horse Patterns

Colt to Maturity Yearling

Show Date:

w w w . H o r s e S h o w P a t t e r n s . c o m

w w w . H o r s e S h o w P a t t e r n s . c o m



1. Walk half way from A to B.
2. Trot around B to the Judge.
3. Stop and back four steps.
4. Walk to Judge and set up for inspection.
5. When dismissed perform a 270 degree turn and trot to line-up.

Walk
 Trot - - - - -
 Back ← [backing symbol]
 Marker (B)
 Judge (J)

[S/2-12]

Pattern Provided by:

Montana 4-H State Horse Committee

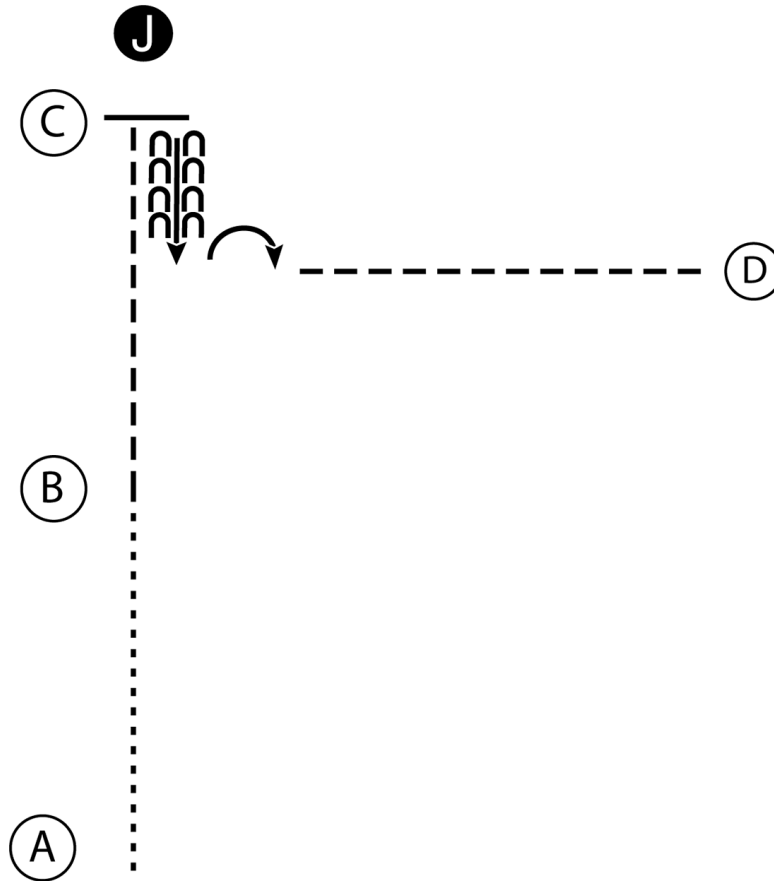
Montana State 4-H Horse Patterns

Colt to Maturity Yearling

Show Date:

w w w . H o r s e S h o w P a t t e r n s . c o m

w w w . H o r s e S h o w P a t t e r n s . c o m



1. Walk from A to B.
2. Trot from B to C.
3. Stop at C and set up for inspection.
4. When dismissed back four steps.
5. Perform a 90 degree turn and trot to D.

Walk
 Trot - - - - -
 Back ← [Backward Step Symbols]
 Marker (B)
 Judge (J)

[S/2-7]

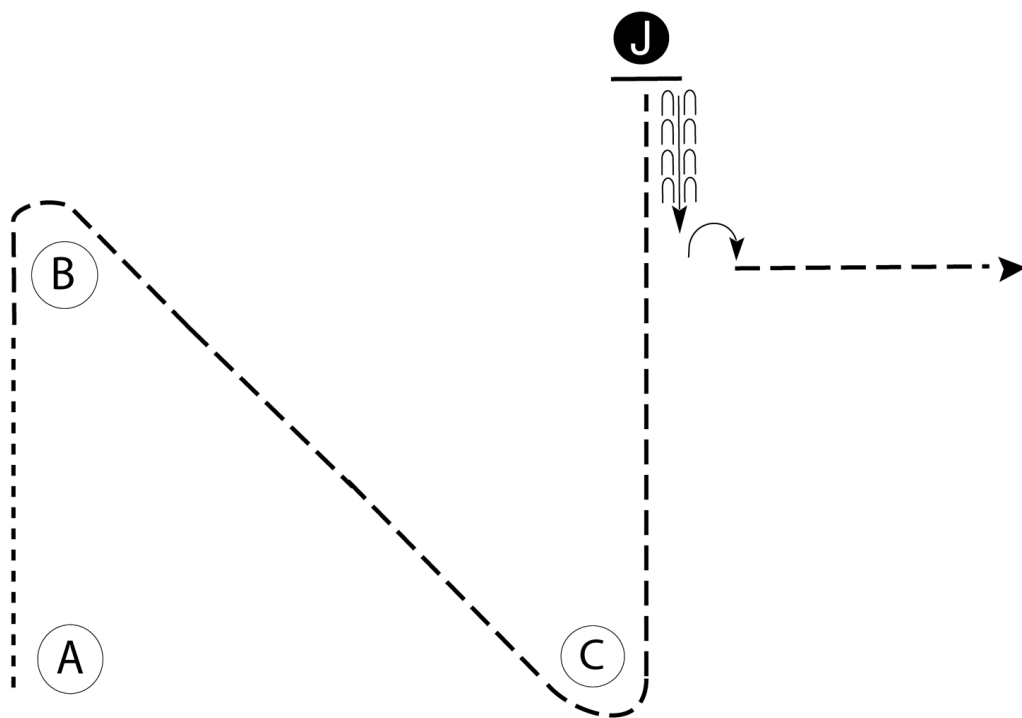
Pattern Provided by:

Montana 4-H State Horse Committee

Montana State 4-H Horse Patterns


Colt to Maturity Yearling

Show Date:



Be ready at A.

1. Walk to B.
2. Trot around B and C and straight to judge.
3. Stop and set up for inspection.
4. When dismissed, back one horse length.
5. Perform a 90 degree turn.
6. Trot straight away to finish.

Walk	-----
Trot	- - - - -
Back	← 
Marker	Ⓚ
Judge	Ⓝ

[S/1-22]

Pattern Provided by:

Montana 4-H State Horse Committee

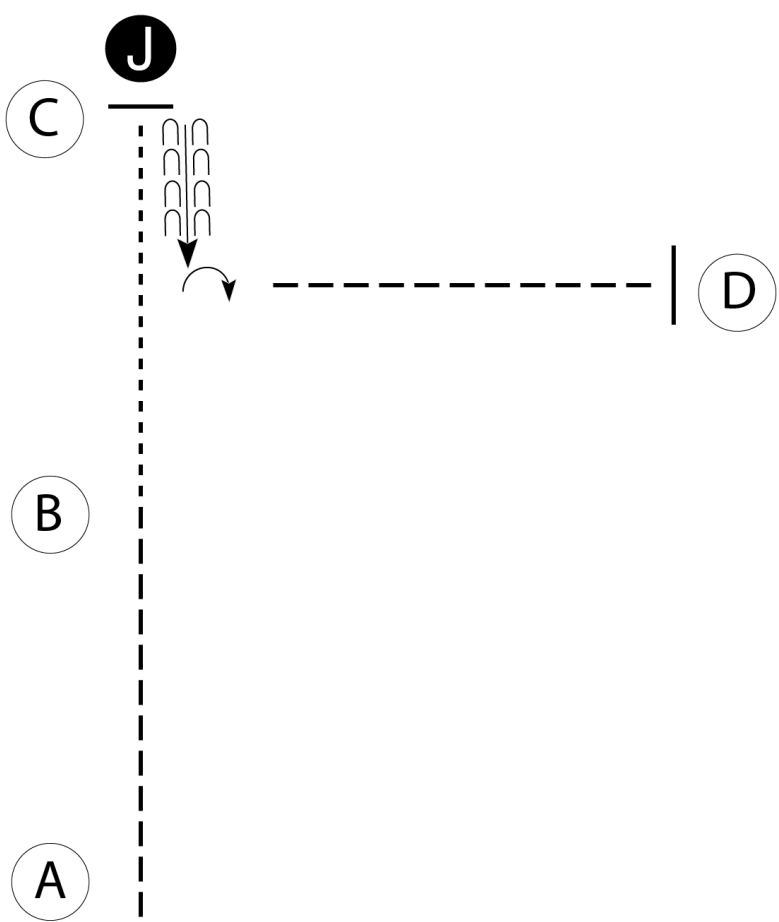
Montana State 4-H Horse Patterns

Colt to Maturity Yearling

Show Date:

w w w . H o r s e S h o w P a t t e r n s . c o m

w w w . H o r s e S h o w P a t t e r n s . c o m



Be ready at A.

1. Trot from A to B.
2. Walk from B to C.
3. Stop at C and set up for inspection.
4. When dismissed, back four steps.
5. Perform a 90 degree turn, trot to D and stop.

Walk	-----
Trot	- - - - -
Back	←
Marker	Ⓚ
Judge	Ⓝ

[S/2-7]

Pattern Provided by:

Montana 4-H State Horse Committee

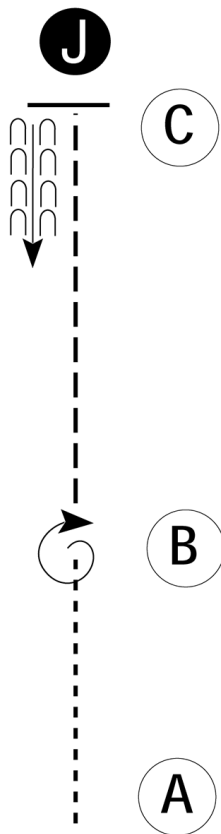
Montana State 4-H Horse Patterns

Colt to Maturity Yearling

Show Date:

www.HorseShowPatterns.com

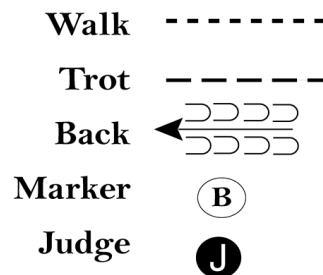
www.HorseShowPatterns.com



Be ready at A.

1. Walk to B.
2. Perform a 360 degree turn at B.
3. Trot to C.
4. Stop and set up for inspection.
5. When dismissed, back approximately one horse length.

Follow the instructions of your ring steward.



[S/2-41]

Pattern Provided by:

Montana 4-H State Horse Committee

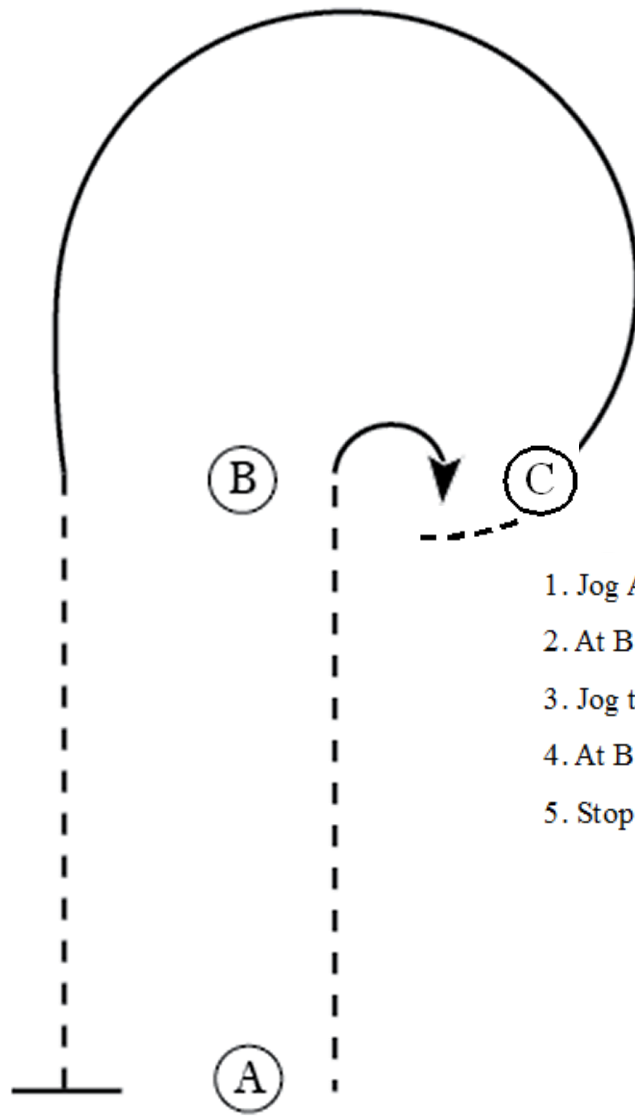
Montana State 4-H Horse Patterns

Colt to Maturity 2-year-old/Green Horse Level 1

Show Date:

www.HorseShowPatterns.com

www.HorseShowPatterns.com



1. Jog A to B.
2. At B, perform a 90 degree turn to the right.
3. Jog to C then lope a circle around B.
4. At B, jog to A.
5. Stop at A.

Walk
Jog	-----
Extended Jog	-----
Lope	—————
Leg Yield	
Lead Change	↘
Back	←←←←←
Marker	Ⓟ
Sidepass	←←←←←

[WH/1-14]

Pattern Provided by:

Montana 4-H State Horse Committee

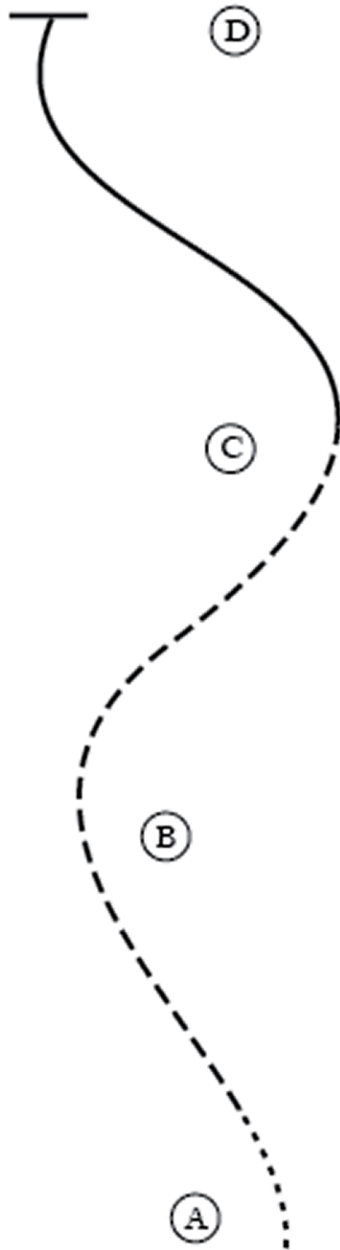
Montana State 4-H Horse Patterns

Colt To Maturity 2-year-old/Green Horse Level 1

Show Date:

w w w . H o r s e S h o w P a t t e r n s . c o m

w w w . H o r s e S h o w P a t t e r n s . c o m



1. At A walk two strides
2. Jog to C
3. At C lope to D
4. At D stop

Walk
Jog	-----
Extended Jog	—————
Lope	—————
Leg Yield	
Lead Change	↘
Back	←←←←
Marker	⊙
Sidepass	←←←←

[2015WH/1-2]

Pattern Provided by:

Montana 4-H State Horse Committee

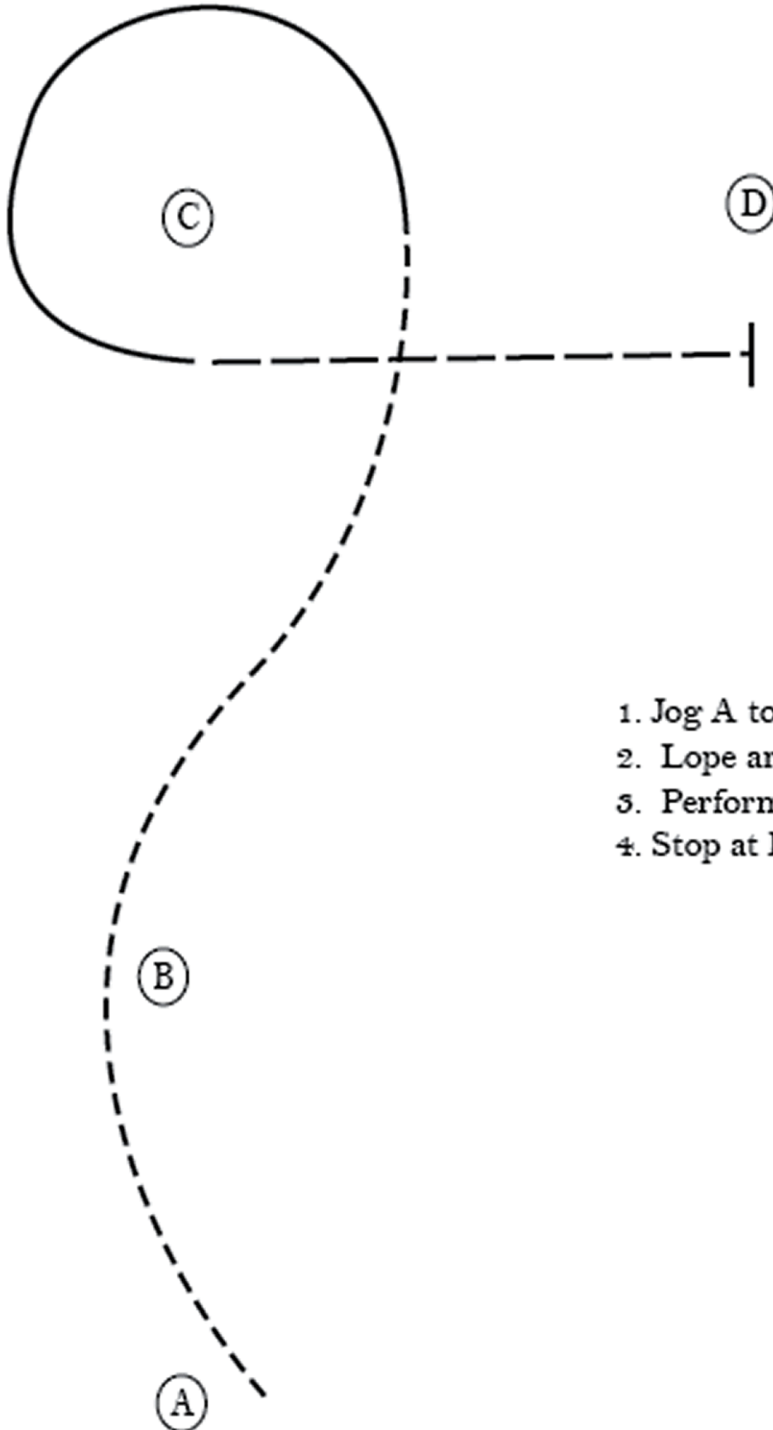
Montana State 4-H Horse Patterns

Colt To Maturity 2-year-old/Green Horse Level 1

Show Date:

www.HorseShowPatterns.com

www.HorseShowPatterns.com



1. Jog A to C
2. Lope around C
3. Perform an extended jog from C to D
4. Stop at D

Walk	-----
Jog	- - - - -
Extended Jog	-----
Lope	—————
Leg Yield	
Lead Change	↘
Back	←←←←←
Marker	⊙
Sidepass	←←←←←

[2015WH/1-4]

Pattern Provided by:

Montana 4-H State Horse Committee

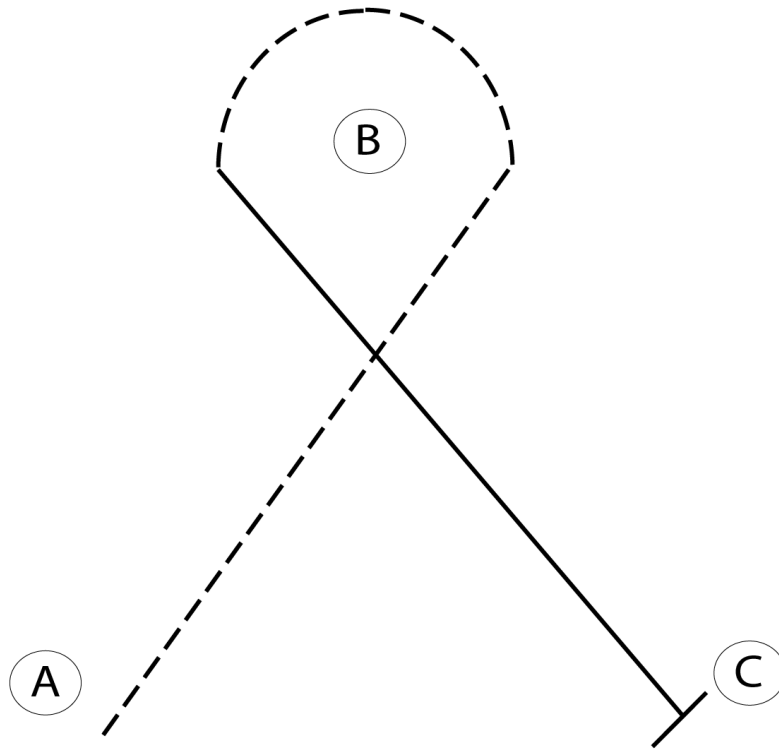
Montana State 4-H Horse Patterns

Colt To Maturity 2-year-old/Green Horse Level 1

Show Date:

w w w . H o r s e S h o w P a t t e r n s . c o m

w w w . H o r s e S h o w P a t t e r n s . c o m



1. Jog A to B.
2. Jog around B.
3. At B, lope on the right lead to C.
4. Stop at C.

Walk	-----
Jog	- - - - -
Extended Jog	— — — —
Lope	
Lead Change	— / —
Back	← — — — —
Marker	⊙ B

[2015WH/WH%201-3]

Pattern Provided by:

Montana 4-H State Horse Committee

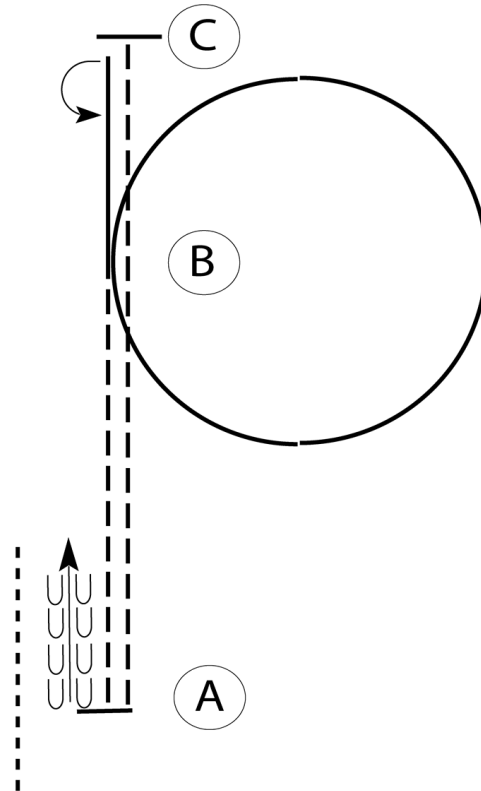
CG-10 **Montana State 4-H Horse Patterns**

Colt To Maturity 3-year-old/Green Horse Level 2

Show Date:

w w w . H o r s e S h o w P a t t e r n s . c o m

w w w . H o r s e S h o w P a t t e r n s . c o m



Be ready at A.

1. Jog from A to C.
2. Stop at C and perform a 180 degree turn to the left.
3. Lope on the left lead to B.
4. Lope a circle to the left.
5. Jog from B to A.
6. Stop at A and back approximately one horse length.
7. Walk to A and exit at a walk.

Follow the instructions of your ring steward.

Walk	-----
Jog	-----
Extended Jog	-----
Lope	—————
Leg Yield	
Lead Change	— / —
Back	← U U U U U
Marker	(B)
Sidepass	← ----- →

[WH/1-72]

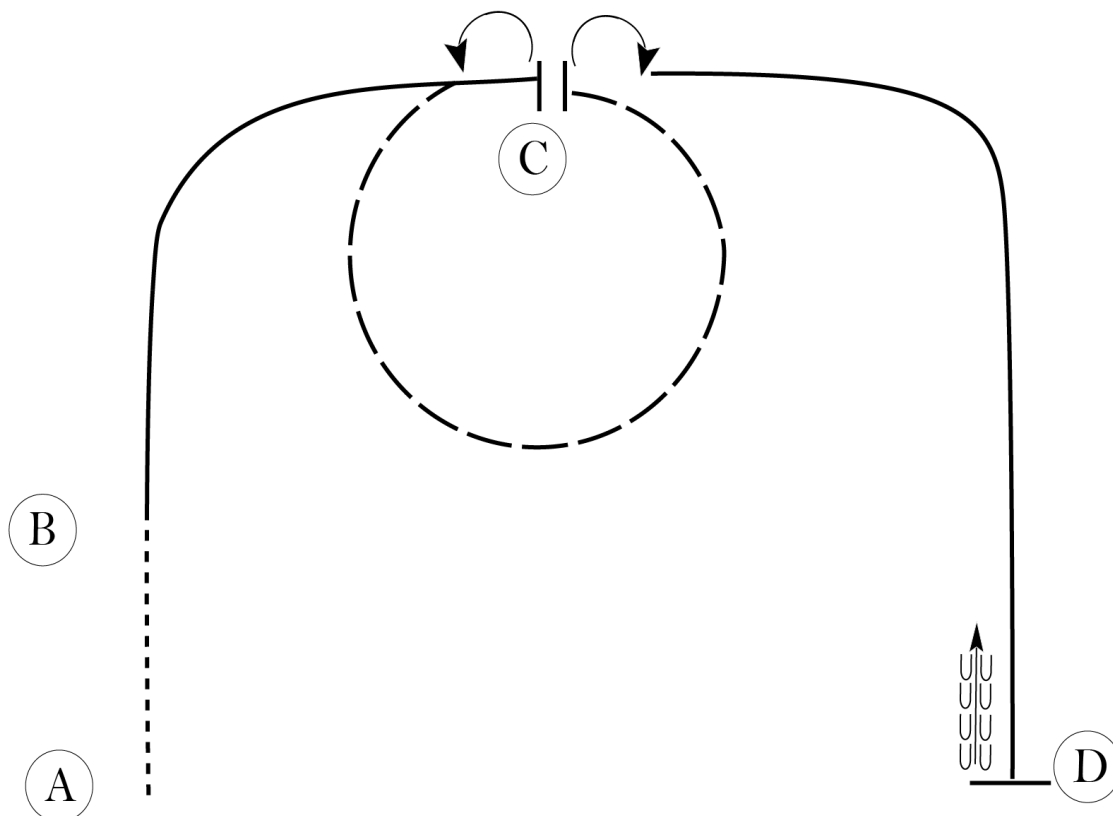
Pattern Provided by:

Montana 4-H State Horse Committee

Montana State 4-H Horse Patterns

Colt to Maturity 3-year-old/Green Horse Level 2

Show Date:



Be ready at A.

1. Walk to B.
2. Lope on the right lead from B to C.
3. Stop at C and turn 180 degrees to the left.
4. Perform an extended jog circle to the left.
5. Stop at C and turn 180 degrees to the right.
6. Lope on the right lead to D.
7. Stop at D and back approximately one horse length.

Follow the instructions of your ring steward.

Walk	-----
Jog	- - - - -
Extended Jog	- - - - -
Lope	—————
Leg Yield	
Lead Change	↙
Back	← ⊂⊂⊂ ⊂⊂⊂
Marker	⊙ B
Sidepass	←-----→

[2015WH/WH%203-34]

Pattern Provided by:

Montana 4-H State Horse Committee

www.HorseShowPatterns.com

www.HorseShowPatterns.com

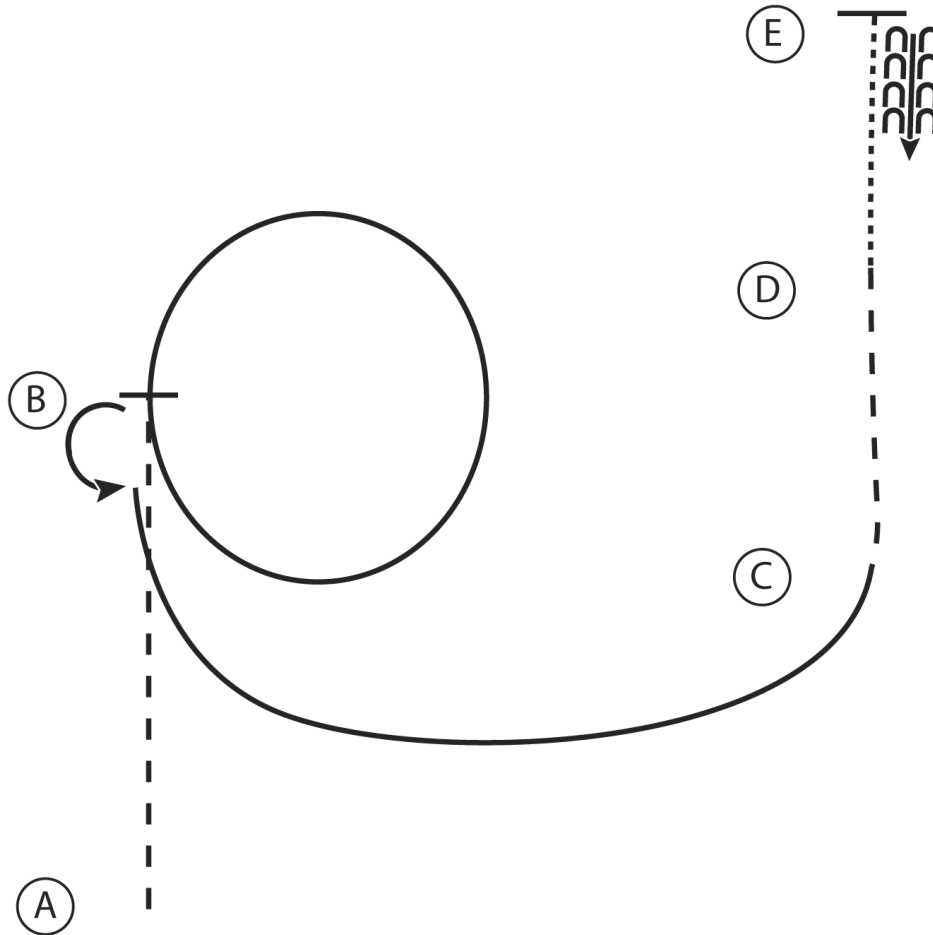
Montana State 4-H Horse Patterns

Colt to Maturity 3-year-old/Green Horse Level 2

Show Date:

w w w . H o r s e S h o w P a t t e r n s . c o m

w w w . H o r s e S h o w P a t t e r n s . c o m



1. Jog A to B
2. At B lope a circle to the right on the right lead
3. Stop at B and perform a 180 degree turn to the left
4. Lope a half circle around to C
5. At C jog to D
6. At D walk to E
- 7 At E stop and back 4 steps

Walk
Jog	-----
Extended Jog	-----
Lope	—————
Leg Yield	
Lead Change	↙ ↘
Back	← u u u u
Marker	Ⓚ
Sidepass	← - - - - ←

[WH/3-11]

Pattern Provided by:

Montana 4-H State Horse Committee

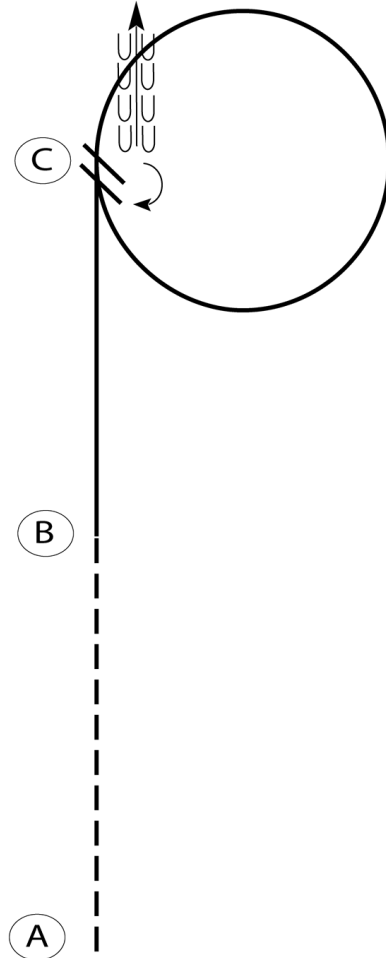
CG-13 **Montana State 4-H Horse Patterns**

Colt to Maturity 3-year-old/Green Horse Level 2

Show Date:

w w w . H o r s e S h o w P a t t e r n s . c o m

w w w . H o r s e S h o w P a t t e r n s . c o m



Be ready at A.

1. Jog from A to B.
2. Lope on the left lead to C.
3. At C, change leads and lope a circle to the right
4. Even with C, stop and do a 180 degree turn to the right.
5. Back one horse length
6. Retire to the rail or line up at a jog.

Walk	-----
Jog	- - - - -
Extended Jog	- - - - -
Lope	—————
Leg Yield	
Lead Change	— / —
Back	← ← ← ← ←
Marker	⊙ B
Sidepass	← — — — — →

[WH/3-19]

Pattern Provided by:

Montana 4-H State Horse Committee

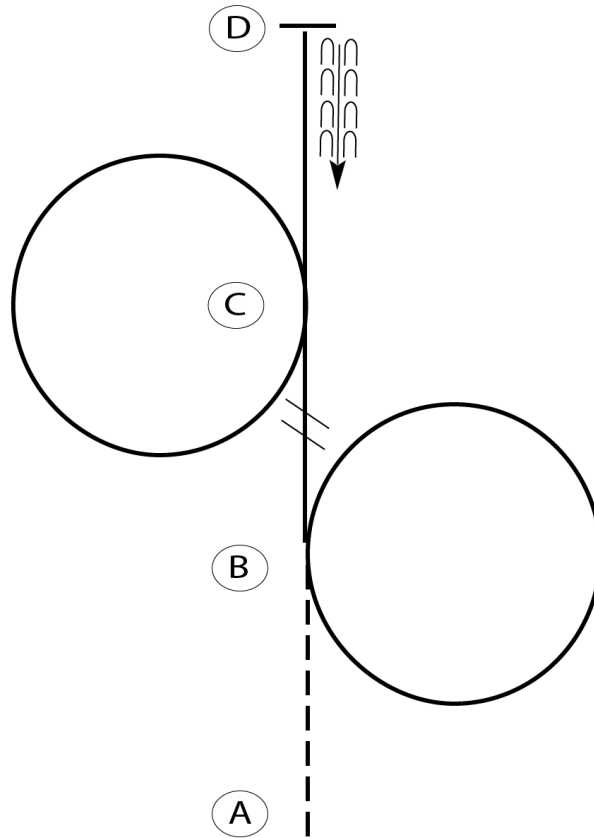
Montana State 4-H Horse Patterns

Colt to Maturity 3-year-old/Green Horse Level 2

Show Date:

www.HorseShowPatterns.com

www.HorseShowPatterns.com



- Be ready at A.
1. Jog from A to B.
 2. Lope a circle to the right at B in the right lead.
 3. Perform a simple lead change 1/2 way between B and C.
 4. Lope a circle to the left at C in the left lead.
 5. Continue to lope to D.
 6. Stop and D and back one horse length.

Retire to the rail or line up at a jog.

Walk	-----
Jog	- - - - -
Extended Jog	- - - - -
Lope	—————
Leg Yield	
Lead Change	↘
Back	←←←←←
Marker	⊙ B
Sidepass	←-----→

[2015WH/WH%203-42]

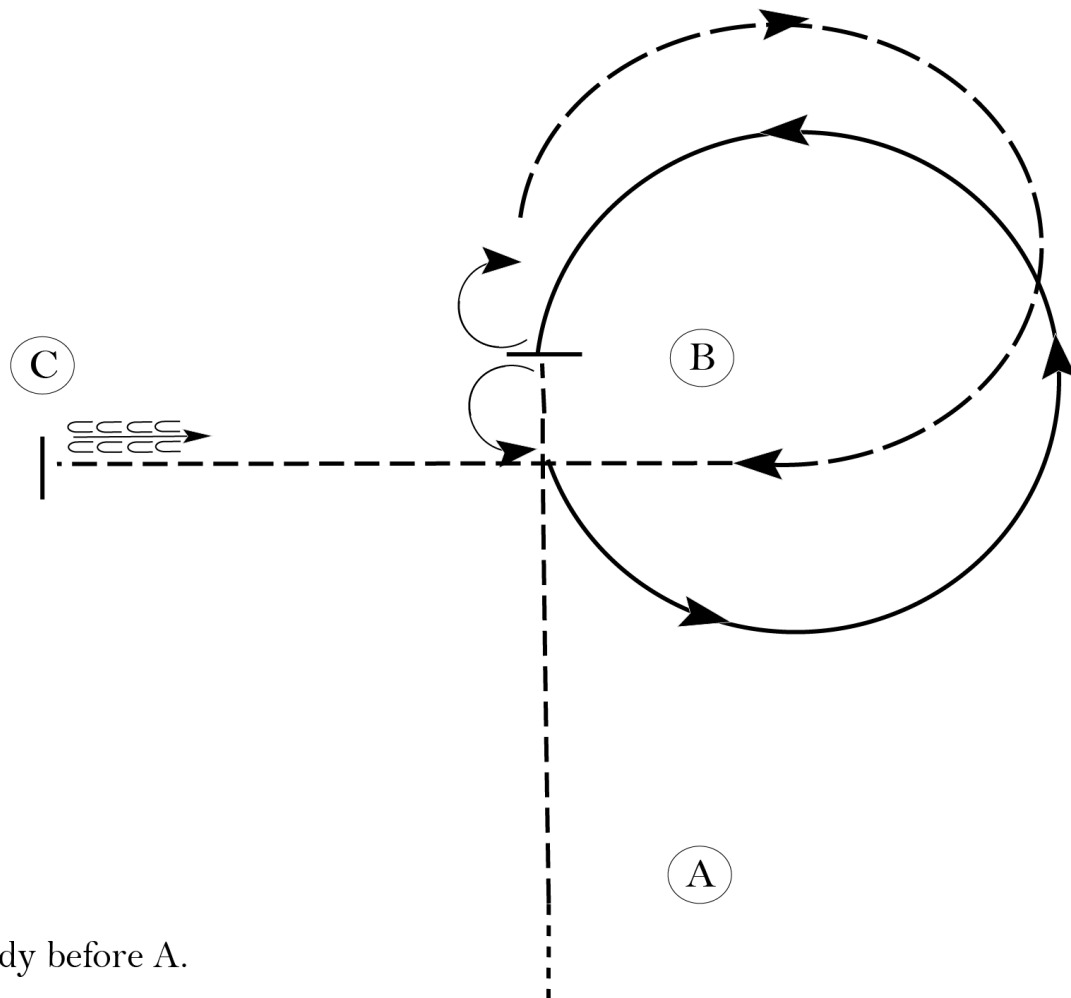
Pattern Provided by:

Montana 4-H State Horse Committee

CG-15 Montana State 4-H Horse Patterns

Colt to Maturity 4-year-old/Green Horse Level 3

Show Date:



Be ready before A.

1. Walk to A.
2. Jog to B. Stop and turn 180 degrees left.
3. Lope a circle to the left on the left lead.
4. Stop at B. Turn 180 degrees to the right.
5. Perform an extended jog circle to the right.
6. Slow to the jog at B.
7. Jog to C.
8. Stop at C and back approximately one horse length.

Follow the instructions of your ring steward.

Walk
Jog	-----
Extended Jog	-----
Lope	—————
Leg Yield	
Lead Change	— / —
Back	← ⊂ ⊂ ⊂ ⊂
Marker	⊙ B
Sidepass	← ⊂ ⊂ ⊂ ⊂ →

[WH/3-37]

Pattern Provided by:

Montana 4-H State Horse Committee

www.HorseShowPatterns.com

www.HorseShowPatterns.com

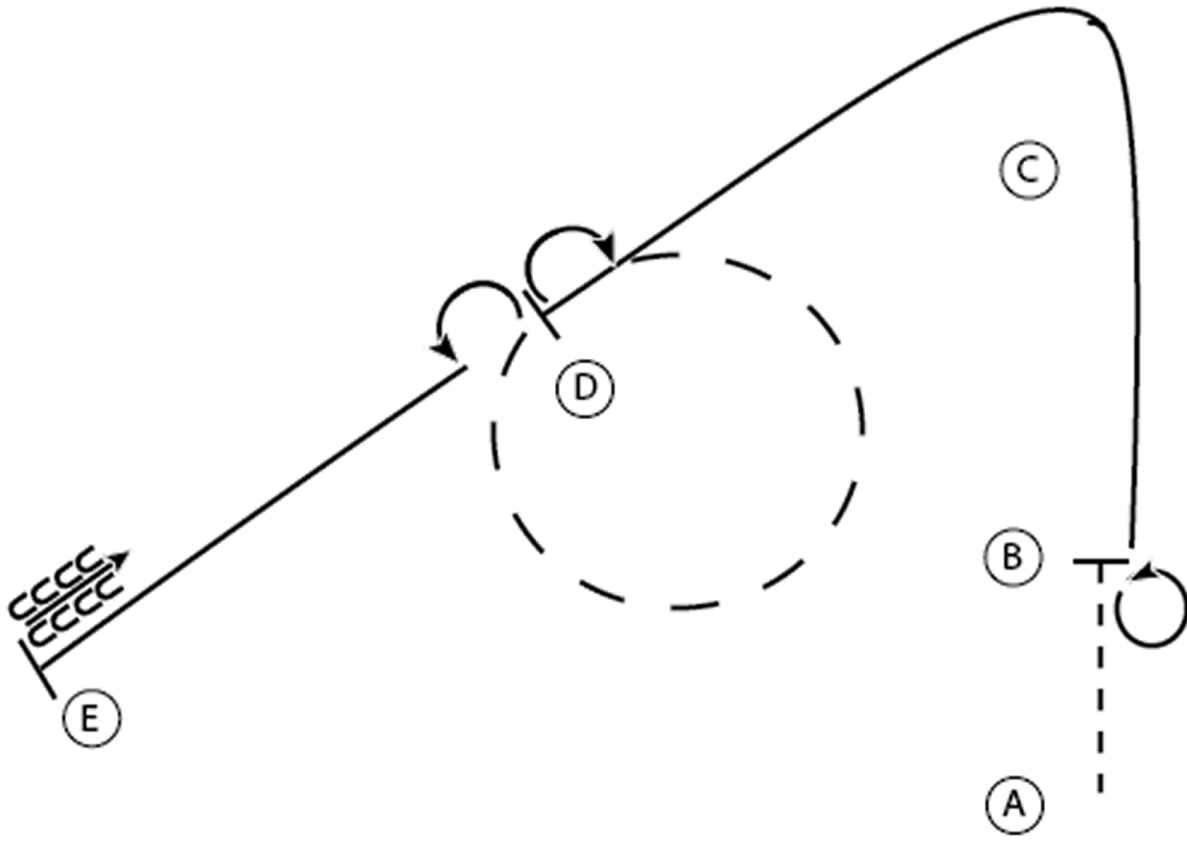
Montana State 4-H Horse Patterns

Colt To Maturity 4-year-old/Green Horse Level 3

Show Date:

www.HorseShowPatterns.com

www.HorseShowPatterns.com



1. Jog A to B
2. Stop at B and perform a 360 degree turn to the left
3. Lope on the left lead around C to D
4. Stop at D and perform a 180 degree turn to the right
5. Extend the jog in a circle around D
6. Stop D and perform a 180 degree turn to the left
7. Lope on the left lead to E
8. Stop at E and back 4 steps

Walk	-----
Jog	- - - - -
Extended Jog	-----
Lope	=====
Leg Yield	
Lead Change	↙ ↘
Back	←←←←
Marker	(B)
Sidepass	←←←←

[WH/3-16a]

Pattern Provided by:

Montana 4-H State Horse Committee

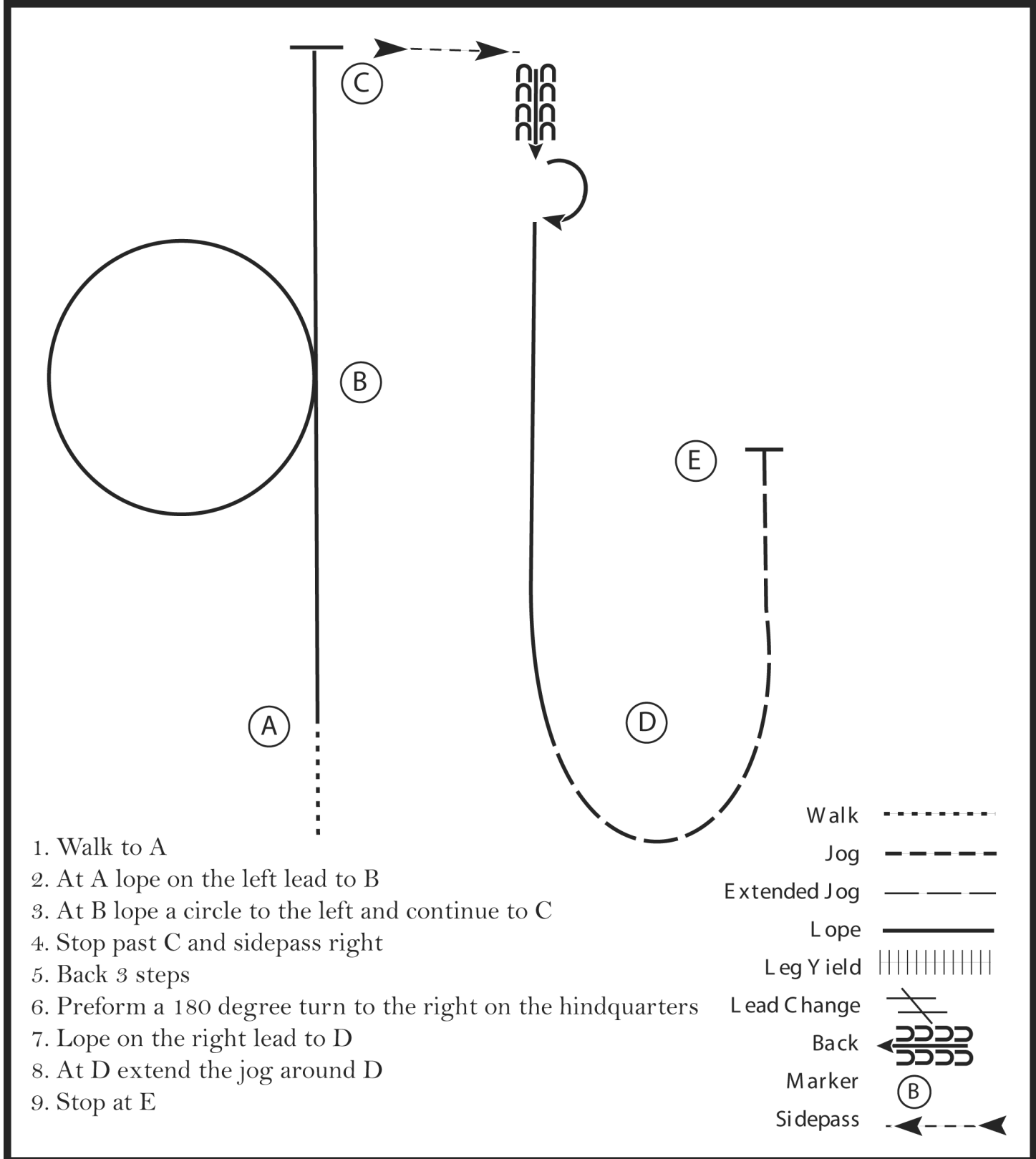
CG-17 **Montana State 4-H Horse Patterns**

Colt to Maturity 4-year-old/Green Horse Level 3

Show Date:

w w w . H o r s e S h o w P a t t e r n s . c o m

w w w . H o r s e S h o w P a t t e r n s . c o m



1. Walk to A
2. At A lope on the left lead to B
3. At B lope a circle to the left and continue to C
4. Stop past C and sidepass right
5. Back 3 steps
6. Perform a 180 degree turn to the right on the hindquarters
7. Lope on the right lead to D
8. At D extend the jog around D
9. Stop at E

- Walk
- Jog
- Extended Jog
- Lope
- Leg Yield
- Lead Change
- Back
- Marker
- Sidepass

[WH/3-26]

Pattern Provided by:

Montana 4-H State Horse Committee

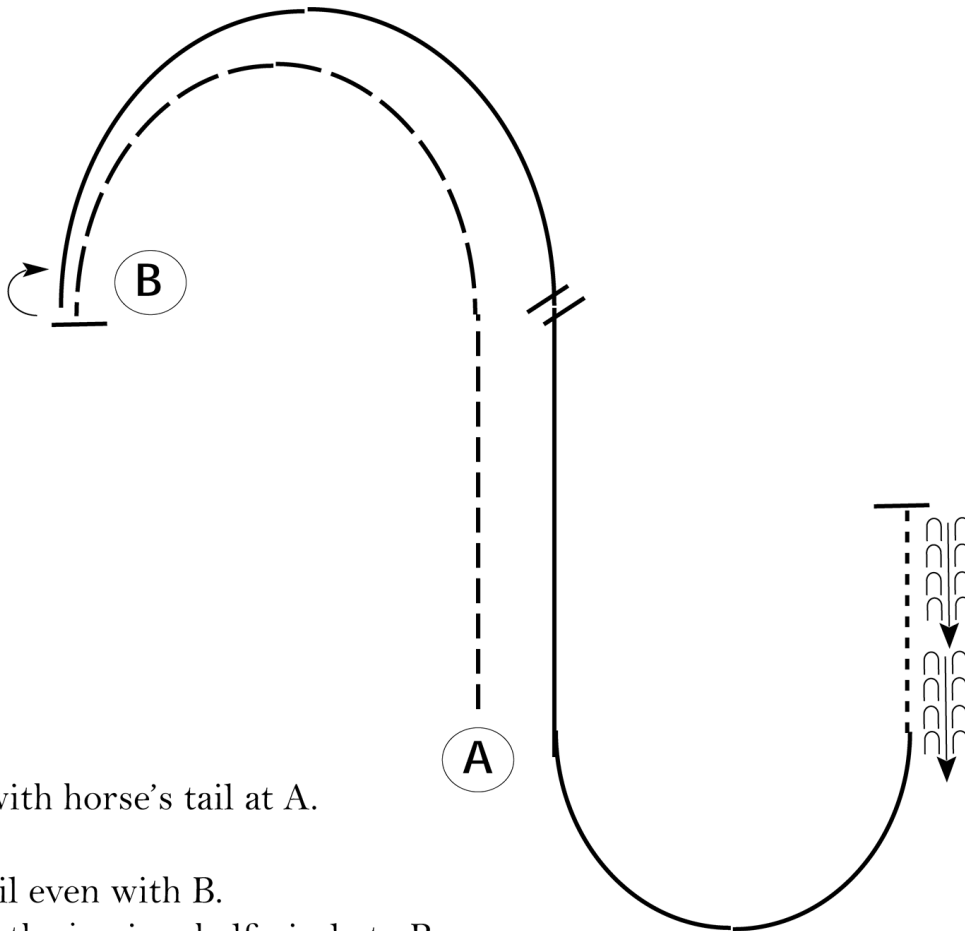
Montana State 4-H Horse Patterns

Colt To Maturity 4-year-old/Green Horse Level 3

Show Date:

www.HorseShowPatterns.com

www.HorseShowPatterns.com



Be ready with horse's tail at A.

1. Jog until even with B.
2. Extend the jog in a half circle to B.
3. Stop and perform a 180 degree turn to right.
4. Lope on the right lead in a half circle until even with B.
5. Perform a simple lead change.
6. Lope on the left lead to A and in a half circle until even with A.
7. Walk approximately 2 horse lengths.
8. Stop and back approximately 2 horse lengths.

Walk	-----
Jog	- - - - -
Extended Jog	— — — —
Lope	
Lead Change	⋈
Back	← ← ← ← ←
Marker	Ⓚ

Follow the instructions of your ring steward.

[WH/2-87]

Pattern Provided by:

Montana 4-H State Horse Committee

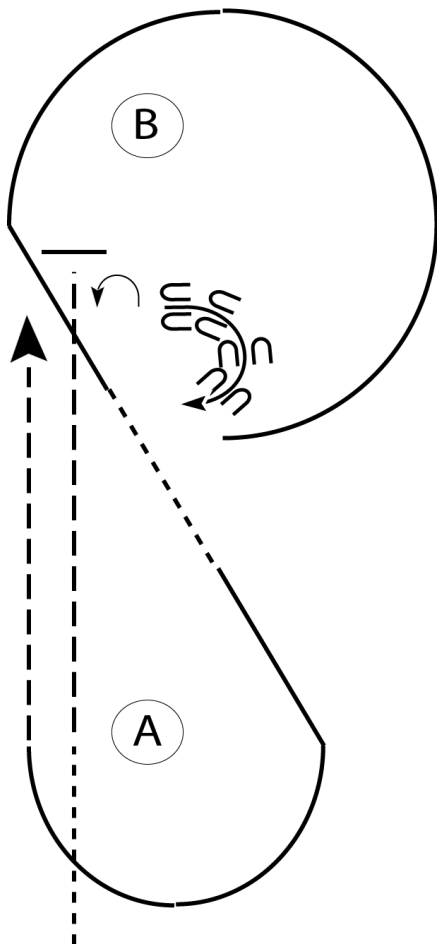
Montana State 4-H Horse Patterns

Colt To Maturity 4-year-old/Green Horse Level 3

Show Date:

w w w . H o r s e S h o w P a t t e r n s . c o m

w w w . H o r s e S h o w P a t t e r n s . c o m



Be ready before A.

1. Walk to A.
2. Jog 2/3 of the way to B.
3. Stop and perform a 1/4 turn left.
4. Back a half circle to center of pattern.
5. Lope on the left lead to and around B and toward center of pattern.
6. Break to a walk through middle of pattern.
7. Lope on the right lead around A as shown.
8. Break to a jog at A and jog to exit.

Follow the instructions of your ring steward.

Walk	-----
Jog	- - - - -
Extended Jog	— — — —
Lope	—————
Lead Change	
Back	
Marker	

[WH/2-99]

Pattern Provided by:

Montana 4-H State Horse Committee

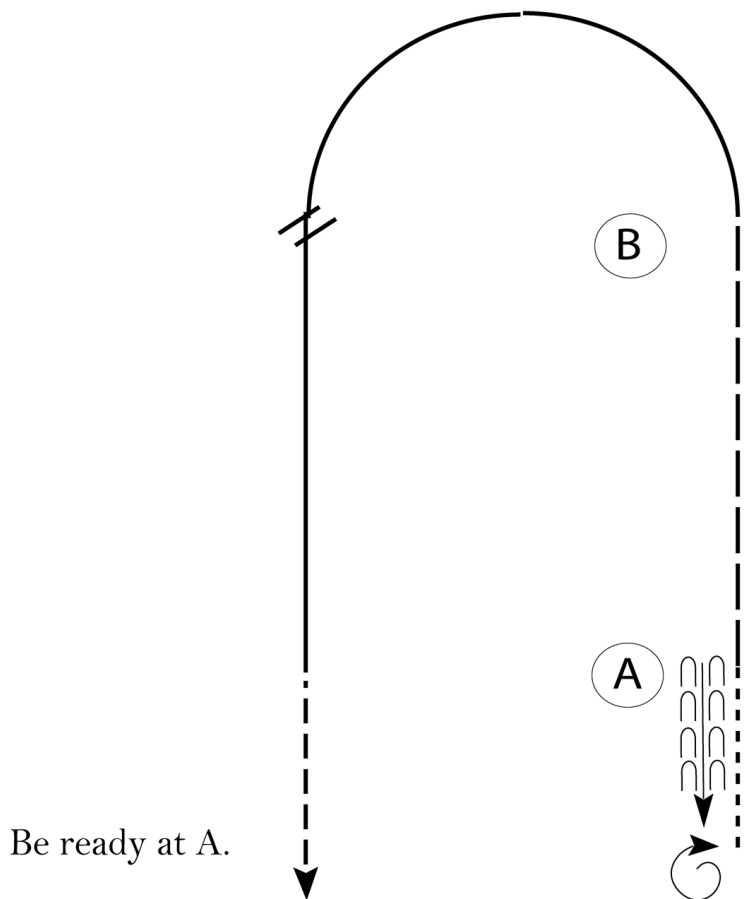
Montana State 4-H Horse Patterns

Colt To Maturity 4-year-old/Green Horse Level 3

Show Date:

www.HorseShowPatterns.com

www.HorseShowPatterns.com



1. When acknowledged, back approximately 2 horse lengths.
2. Perform a 360 degree turn to the right.
3. Walk to A.
4. Extend the jog to B.
5. Lope on the left lead in a half circle until even with B.
6. Perform a lead change.
7. Lope on the right lead until even with A.
8. Break to a jog and exit pattern at a jog.

Pattern is over once you have jogged two strides past A.

Follow the instructions of your ring steward.

Walk	-----
Jog	- - - - -
Extended Jog	— — — —
Lope	—————
Lead Change	
Back	
Marker	

[WH/3-83]

Pattern Provided by:
Montana 4-H State Horse Committee

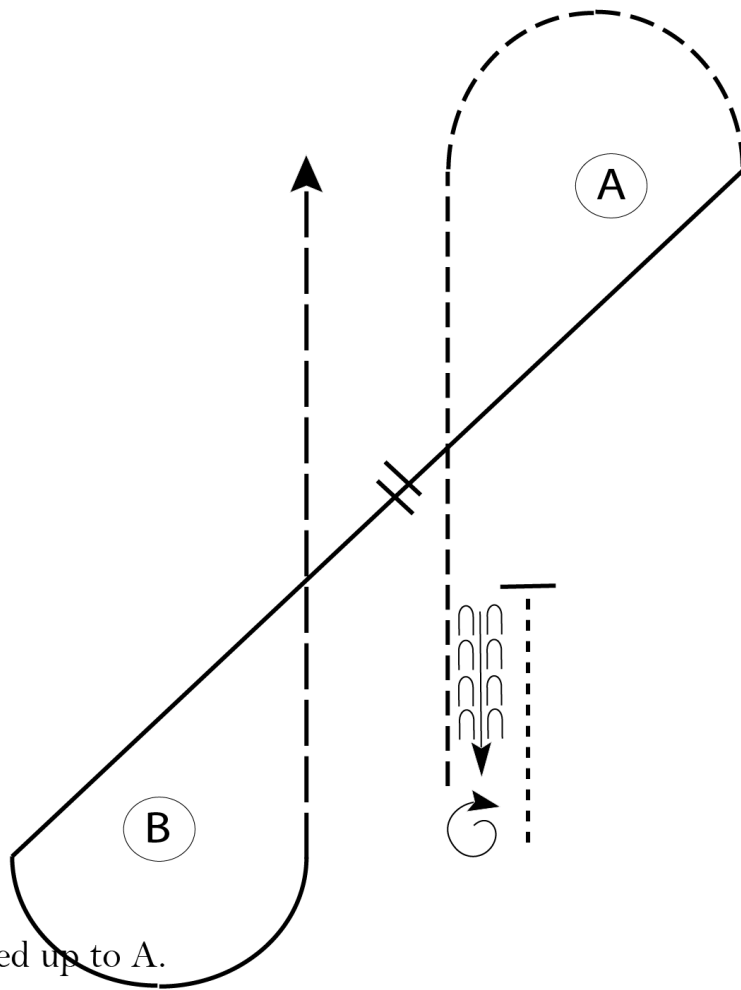
Montana State 4-H Horse Patterns

Colt To Maturity 4-year-old/Green Horse Level 3

Show Date:

www.HorseShowPatterns.com

www.HorseShowPatterns.com



Be ready lined up to A.

1. Walk approximately 2 horse lengths toward A.
2. Stop and back until even with B.
3. Perform a full turn right.
4. Jog to and around A.
5. Lope on the right lead halfway to B.
6. Change leads halfway to B and lope to and around B.
7. Extended jog in a straight line.
8. Pattern is over once you have passed A.

Follow the instructions of your ring steward.

Walk	-----
Jog	- - - - -
Extended Jog	— — — — —
Lope	
Lead Change	
Back	
Marker	(B)

[WH/3-92]

Pattern Provided by:

Montana 4-H State Horse Committee

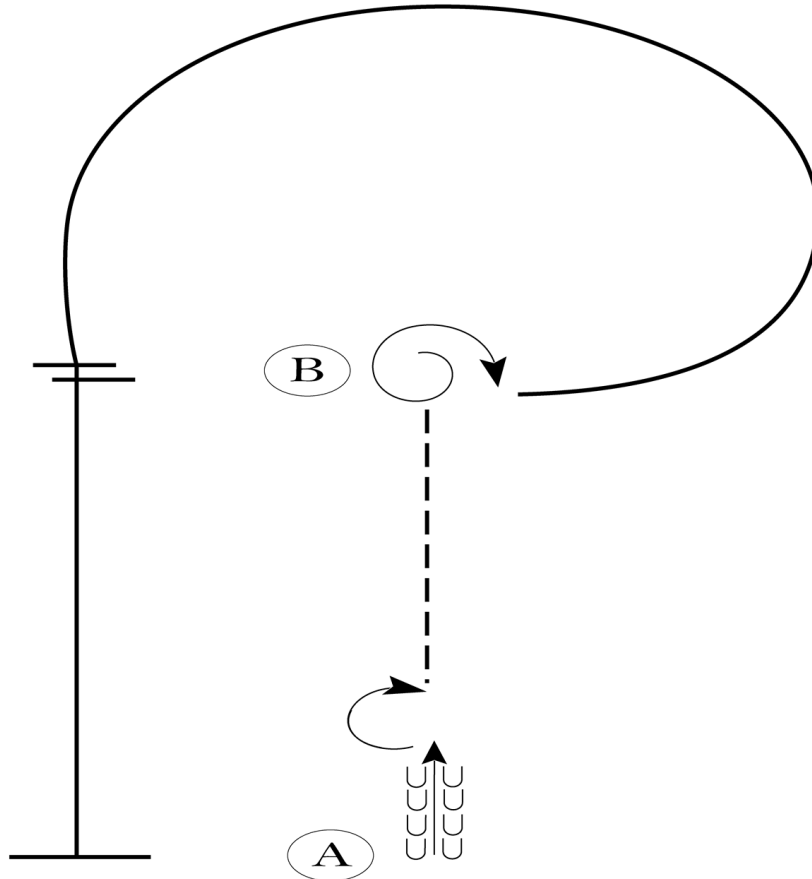
CG-22 **Montana State 4-H Horse Patterns**

Colt to Maturity 5-year-old/Green Horse Level 4

Show Date:

w w w . H o r s e S h o w P a t t e r n s . c o m

w w w . H o r s e S h o w P a t t e r n s . c o m



Be ready at A.

1. Back approximately one horse length.
2. Turn 180 degrees to the right.
3. Jog to B.
4. Stop at B and turn 1 1/4 turn to the right.
5. Lope on the left lead around B.
6. Perform a flying lead change at B.
7. Lope on the right lead to A.
8. Stop at A. Walk forward and follow the instructions of your ring steward.

Walk	-----
Jog	-----
Extended Jog	-----
Lope	—————
Leg Yield	
Lead Change	— / —
Back	← — — — — —
Marker	⊙ B
Sidepass	← — — — — — →

[WH/3-38]

Pattern Provided by:

Montana 4-H State Horse Committee

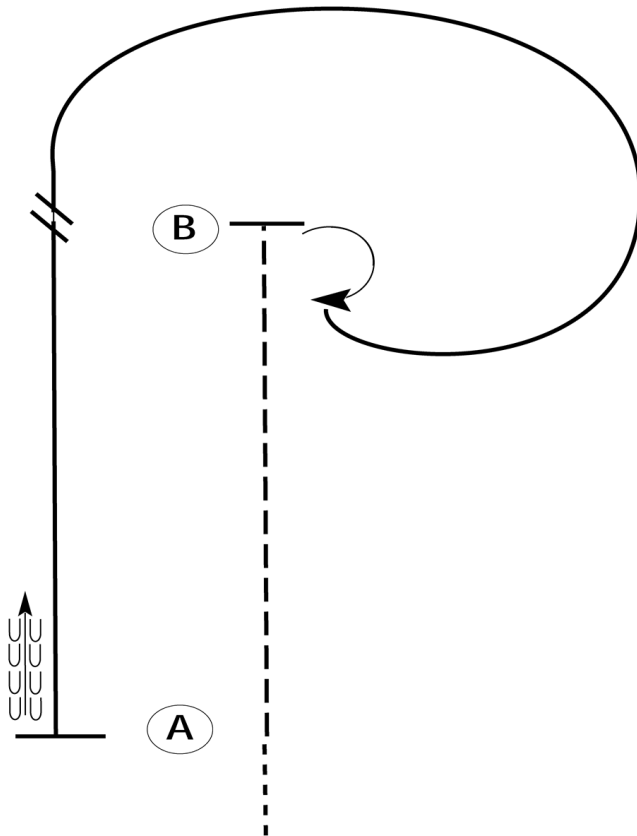
Montana State 4-H Horse Patterns

Colt to Maturity 5-year-old/Green Horse Level 4

Show Date:

www.HorseShowPatterns.com

www.HorseShowPatterns.com



Be ready before A.

1. Walk to A.
2. Jog to B.
3. Turn 180 degrees to the right.
4. Lope on the left lead back around to B.
5. Perform a flying lead change at B.
6. Lope on the right lead to A.
7. Stop at A and back approximately one horse length.

Follow the instructions of your ring steward.

Walk	-----
Jog	-----
Extended Jog	-----
Lope	—————
Leg Yield	
Lead Change	↘
Back	← ← ←
Marker	⊙ B
Sidepass	←-----→

[WH/3-44]

Pattern Provided by:

Montana 4-H State Horse Committee

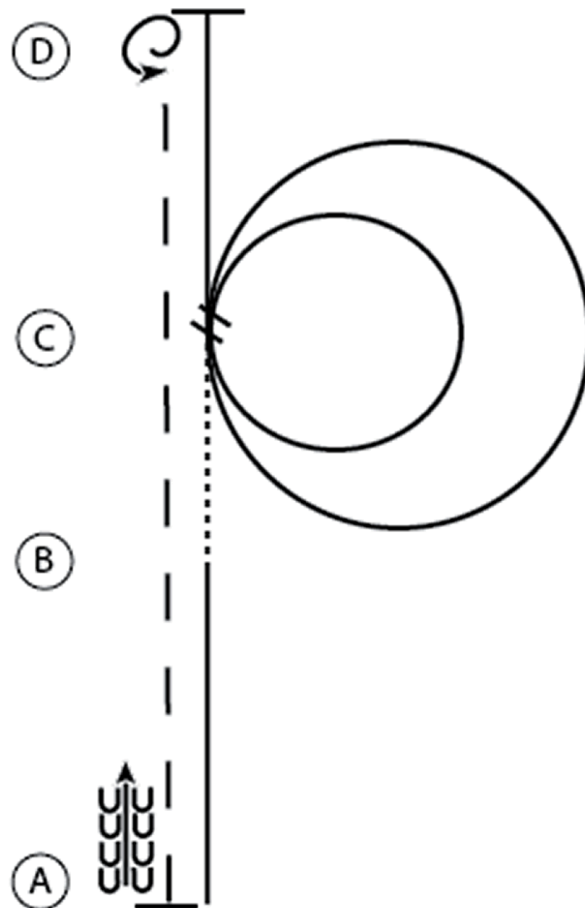
Montana State 4-H Horse Patterns

Colt to Maturity 5-year-old/Green Horse Level 4

Show Date:

www.HorseShowPatterns.com

www.HorseShowPatterns.com



1. Lope on the left lead A to B
2. At B walk to C
3. At C lope a large fast circle to the right on the right lead followed by a small slow circle to the right on the right lead
4. At C perform a flying lead change and lope on the left lead to D.
5. At D stop and perform 1 1/2 turns to the left on the hindquarter.
6. Extend the jog to A
7. At A stop and back 4 steps

Walk	-----
Jog	- - - - -
Extended Jog	-----
Lope	=====
Leg Yield	
Lead Change	↙ ↘
Back	←←←←
Marker	⊙ (B)
Sidepass	←-----→

[2015WH/3-7]

Pattern Provided by:

Montana 4-H State Horse Committee

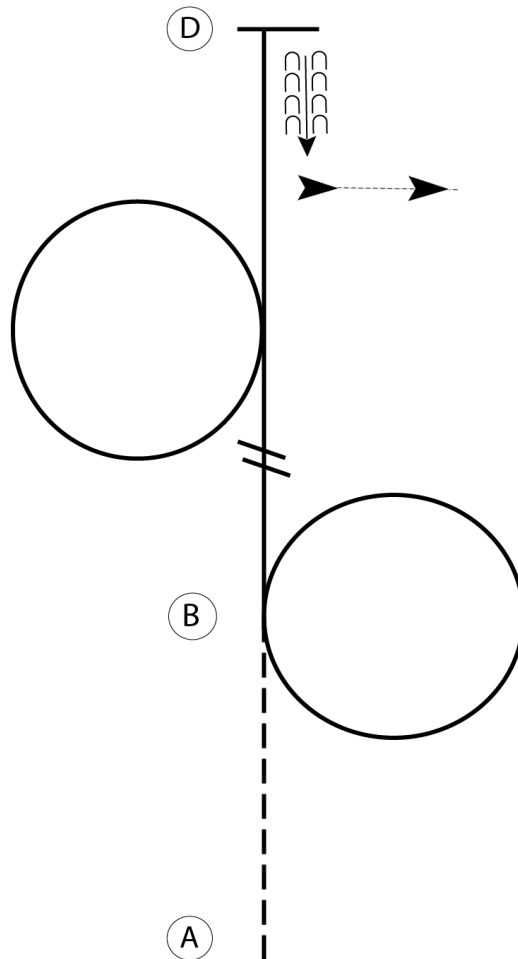
Montana State 4-H Horse Patterns

Colt to Maturity 5-year-old/Green Horse Level 4

Show Date:

www.HorseShowPatterns.com

www.HorseShowPatterns.com



Be ready at A.

1. Jog from A to B.
 2. Lope a circle to the right at B in the right lead.
 3. Do a flying lead change 1/2 way between B and C.
 4. Lope a circle to the left at C in the left lead.
 5. Continue to lope to D.
 6. Stop at D and back 2 horse lengths.
 7. Sidepass right 6 steps.
- Retire to the rail or line up at a jog.

Walk	-----
Jog	- - - - -
Extended Jog	- - - - -
Lope	—————
Leg Yield	
Lead Change	— / —
Back	← C C C C C C
Marker	Ⓟ
Sidepass	← ——— →

[2015WH/WH%203-24]

Pattern Provided by:

Montana 4-H State Horse Committee